



**International Union of
Crystallography**
**Commission on Mathematical and
Theoretical Crystallography**



International School on Fundamental Crystallography
Sixth MaThCryst school in Latin America
**Workshop on the Applications of Group Theory in the Study of Phase
Transitions**

Bogotá, Colombia, 26 November - 1st December 2018



**Malvern
Panalytical**
a spectris company




CPQCOL
Consejo Profesional de Química Colombia

SPACE GROUPS II

International Tables for Crystallography, Volume A: Space-group Symmetry

Mois I. Aroyo
Universidad del País Vasco, Bilbao, Spain

eman ta zabal zazu



Universidad
del País Vasco

Euskal Herriko
Unibertsitatea

SPACE GROUPS

Crystal pattern:

A model of the ideal crystal (crystal structure) in point space consisting of a strictly 3-dimensional periodic set of points

Space group G :

The set of all symmetry operations (isometries) of a crystal pattern

Translation subgroup $H \triangleleft G$:

The infinite set of all translations that are symmetry operations of the crystal pattern

Point group of the space groups P_G :

The factor group of the space group G with respect to the translation subgroup T : $P_G \cong G/H$

INTERNATIONAL TABLES FOR CRYSTALLOGRAPHY

VOLUME A: SPACE-GROUP SYMMETRY

Extensive tabulations and illustrations
of the 17 plane groups and
of the 230 space groups

- headline with the relevant group symbols;
- diagrams of the symmetry elements and of the general position;
- specification of the origin and the asymmetric unit;
- list of symmetry operations;
- generators;
- general and special positions with multiplicities, site symmetries, coordinates and reflection conditions;
- symmetries of special projections;

Volume
A
Space-group symmetry
Edited by Mois I. Aroyo
Sixth edition

GENERAL LAYOUT: LEFT-HAND PAGE

① $Cmm2$

C_{2v}^{11}

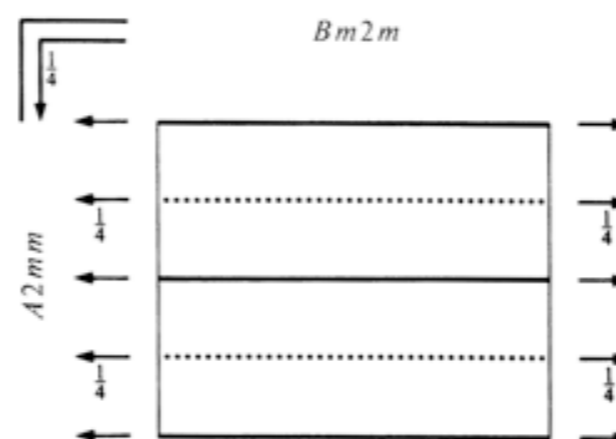
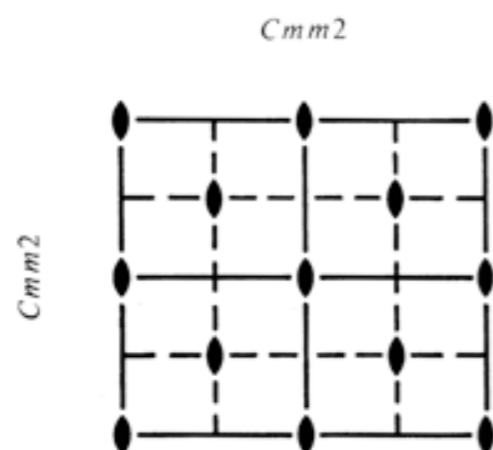
$mm2$

Orthorhombic

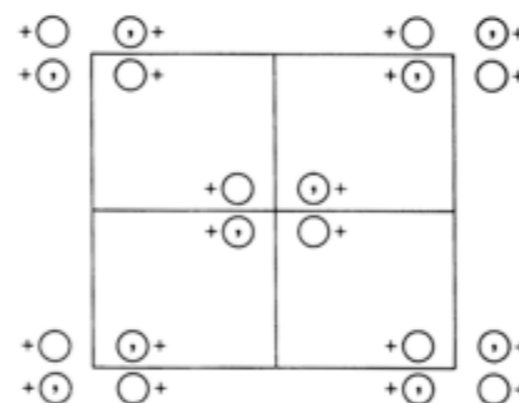
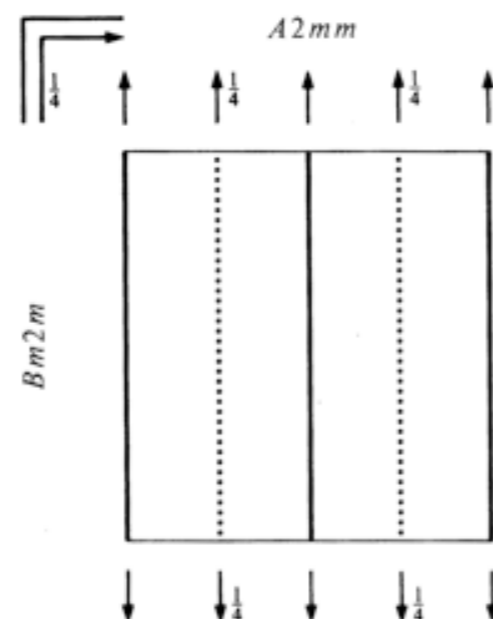
② No. 35

$Cmm2$

Patterson symmetry $Cmmm$



③



④ **Origin** on $mm2$

⑤ **Asymmetric unit** $0 \leq x \leq \frac{1}{2}; 0 \leq y \leq \frac{1}{2}; 0 \leq z \leq 1$

⑥ **Symmetry operations**

For $(0,0,0)+$ set

(1) 1

(2) 2 $0,0,z$

(3) m $x,0,z$

(4) m $0,y,z$

General Layout: Right-hand page

① CONTINUED

No. 35

Cmm2

② Generators selected (1); $t(1,0,0)$; $t(0,1,0)$; $t(0,0,1)$; $t(\frac{1}{2},\frac{1}{2},0)$; (2); (3)

③ Positions

Multiplicity, Wyckoff letter, Site symmetry		Coordinates				Reflection conditions
		$(0,0,0)+ (\frac{1}{2},\frac{1}{2},0)+$				General:
8	<i>f</i> 1	(1) x,y,z	(2) \bar{x},\bar{y},z	(3) x,\bar{y},z	(4) \bar{x},y,z	$hkl: h+k=2n$ $0kl: k=2n$ $h0l: h=2n$ $hk0: h+k=2n$ $h00: h=2n$ $0k0: k=2n$
4	<i>e</i> <i>m</i> . .	$0,y,z$	$0,\bar{y},z$			Special: as above, plus no extra conditions
4	<i>d</i> . <i>m</i> .	$x,0,z$	$\bar{x},0,z$			no extra conditions
4	<i>c</i> . . 2	$\frac{1}{4},\frac{1}{4},z$	$\frac{1}{4},\frac{3}{4},z$			$hkl: h=2n$
2	<i>b</i> <i>m m</i> 2	$0,\frac{1}{2},z$				no extra conditions
2	<i>a</i> <i>m m</i> 2	$0,0,z$				no extra conditions

④ Symmetry of special projections

Along [001] *c2mm*
 $\mathbf{a}' = \mathbf{a}$ $\mathbf{b}' = \mathbf{b}$
 Origin at $0,0,z$

Along [100] *p1m1*
 $\mathbf{a}' = \frac{1}{2}\mathbf{b}$ $\mathbf{b}' = \mathbf{c}$
 Origin at $x,0,0$

Along [010] *p11m*
 $\mathbf{a}' = \mathbf{c}$ $\mathbf{b}' = \frac{1}{2}\mathbf{a}$
 Origin at $0,y,0$

Primitive and centred lattice basis in 2D

$\{\mathbf{a}_1, \mathbf{a}_2\}$: two translation vectors, linearly independent, form a *lattice basis*

Primitive basis: If all lattice vectors are expressed as integer linear combinations of the basis vectors

Centred basis: If some lattice vectors are expressed as linear combinations of the basis vectors with *rational, non-integer* coefficients

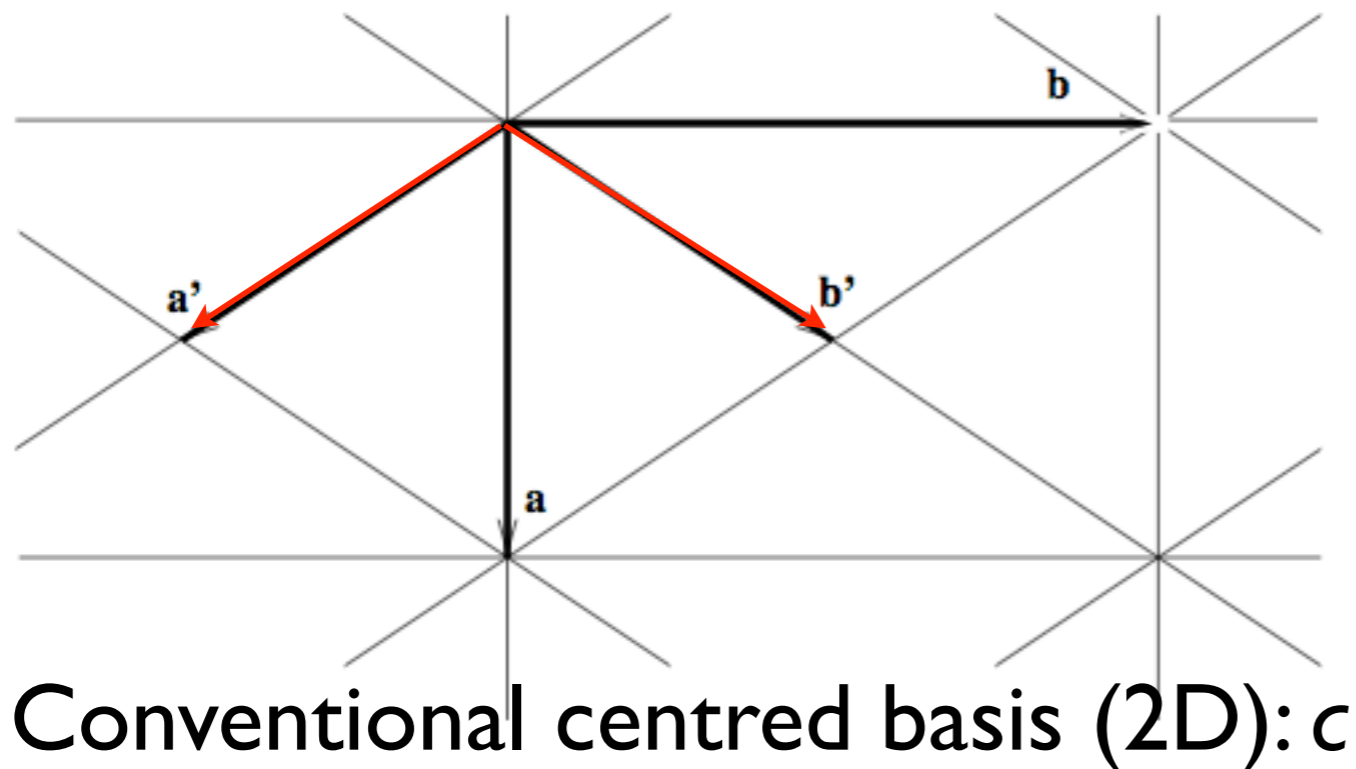


Fig. 1.5.2 c-centred lattice (net) in the plane with conventional \mathbf{a} , \mathbf{b} and primitive \mathbf{a}' , \mathbf{b}' bases.

Number of lattice points per primitive and centred cells

Crystal families, crystal systems, conventional coordinate system and Bravais lattices in 2D

Crystal family	Symbol*	Crystal system	Crystallographic point groups†	No. of space groups	Conventional coordinate system		Bravais lattices*
					Restrictions on cell parameters	Parameters to be determined	
<i>One dimension</i>							
–	–	–	1, \overline{m}	2	None	a	p
<i>Two dimensions</i>							
Oblique (monoclinic)	m	Oblique	1, $\overline{2}$	2	None	a, b $\gamma \neq 90^\circ$	mp
Rectangular (orthorhombic)	o	Rectangular	$m, \overline{2mm}$	7	$\gamma = 90^\circ$	a, b	op oc
Square (tetragonal)	t	Square	$4, \overline{4mm}$	3	$a = b$ $\gamma = 90^\circ$	a	tp
Hexagonal	h	Hexagonal	$3, \overline{6}$ $3m, \overline{6mm}$	5	$a = b$ $\gamma = 120^\circ$	a	hp

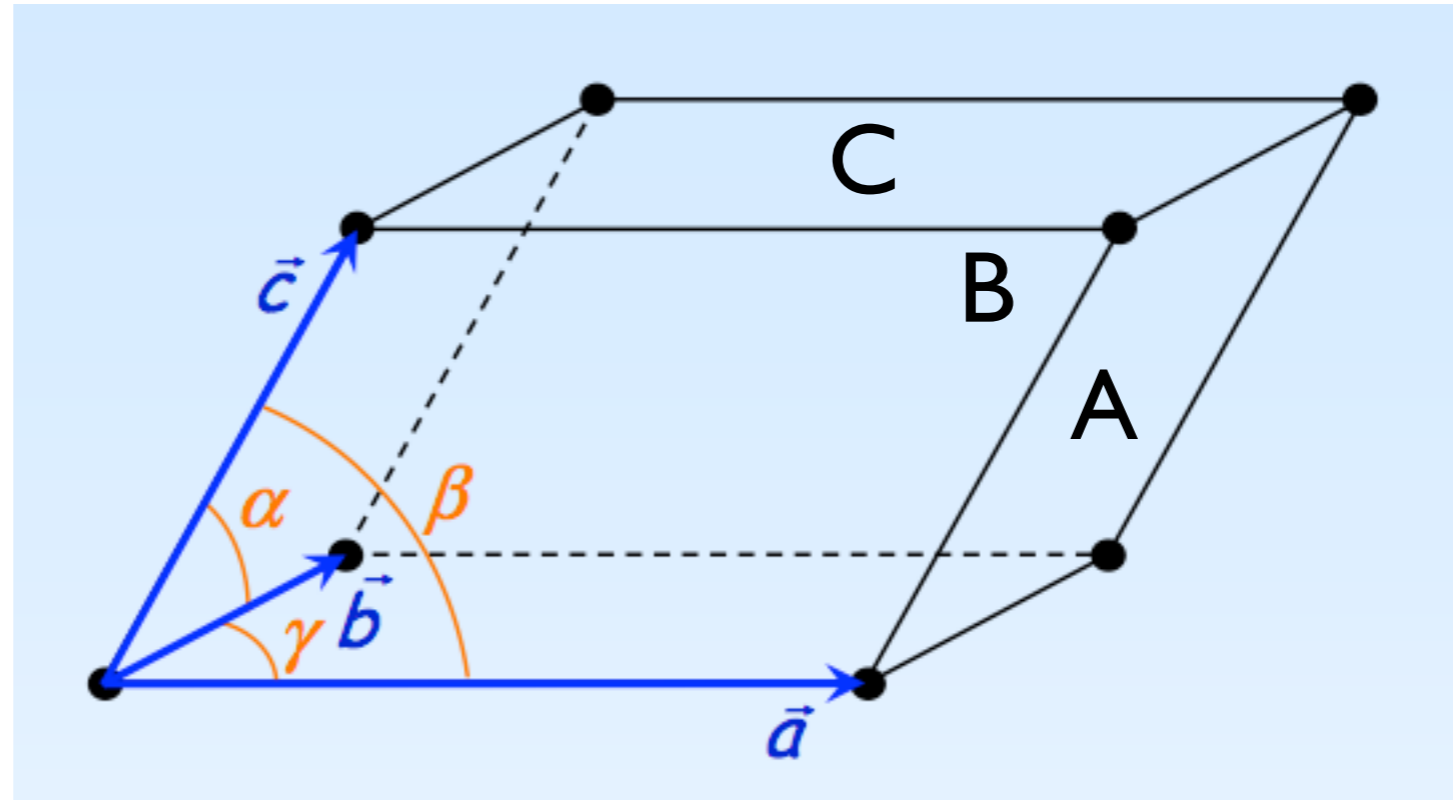
3D-unit cell and lattice parameters

lattice basis:
 $\{\mathbf{a}, \mathbf{b}, \mathbf{c}\}$

unit cell:
the parallelepiped defined by the basis vectors

primitive P and centred unit cells:
A, B, C, F, I, R

number of lattice points per unit cell



Lattice parameters

lengths of the unit translations:

a

b

c

angles between them:

$$\alpha = \widehat{(\vec{b}, \vec{c})}$$

$$\beta = \widehat{(\vec{c}, \vec{a})}$$

$$\gamma = \widehat{(\vec{a}, \vec{b})}$$

Crystal families, crystal systems, lattice systems and Bravais lattices in 3D

Crystal family	Symbol*	Crystal system	Crystallographic point groups†	No. of space groups	Conventional coordinate system		Bravais lattices*
					Restrictions on cell parameters	Parameters to be determined	
Triclinic (anorthic)	<i>a</i>	Triclinic	1, $\bar{1}$	2	None	<i>a, b, c,</i> <i>α, β, γ</i>	<i>aP</i>
Monoclinic	<i>m</i>	Monoclinic	2, <i>m</i> , $2/m$	13	<i>b</i> -unique setting <i>α</i> = <i>γ</i> = 90°	<i>a, b, c</i> <i>β</i> ‡	<i>mP</i> <i>mS (mC, mA, mI)</i>
					<i>c</i> -unique setting <i>α</i> = <i>β</i> = 90°	<i>a, b, c,</i> <i>γ</i> ‡	<i>mP</i> <i>mS (mA, mB, mI)</i>
Orthorhombic	<i>o</i>	Orthorhombic	222, <i>mm</i> 2, mmm	59	<i>α</i> = <i>β</i> = <i>γ</i> = 90°	<i>a, b, c</i>	<i>oP</i> <i>oS (oC, oA, oB)</i> <i>oI</i> <i>oF</i>
Tetragonal	<i>t</i>	Tetragonal	4, $\bar{4}$, $4/m$ 422, $4mm$, 4_2m , $4/mmm$	68	<i>a</i> = <i>b</i> <i>α</i> = <i>β</i> = <i>γ</i> = 90°	<i>a, c</i>	<i>tP</i> <i>tI</i>
Hexagonal	<i>h</i>	Trigonal	3, $\bar{3}$ 32, <i>3m</i> , $\bar{3}m$	18	<i>a</i> = <i>b</i> <i>α</i> = <i>β</i> = 90°, <i>γ</i> = 120°	<i>a, c</i>	<i>hP</i>
				7	<i>a</i> = <i>b</i> = <i>c</i> <i>α</i> = <i>β</i> = <i>γ</i> (rhombohedral axes, primitive cell) <i>a</i> = <i>b</i> <i>α</i> = <i>β</i> = 90°, <i>γ</i> = 120° (hexagonal axes, triple obverse cell)	<i>a, α</i>	<i>hR</i>
		Hexagonal	6, $\bar{6}$, $6/m$ 622, $6mm$, $\bar{6}2m$, $6/mmm$	27	<i>a</i> = <i>b</i> <i>α</i> = <i>β</i> = 90°, <i>γ</i> = 120°	<i>a, c</i>	<i>hP</i>
Cubic	<i>c</i>	Cubic	23, $m\bar{3}$ 432, 4_3m , $m\bar{3}m$	36	<i>a</i> = <i>b</i> = <i>c</i> <i>α</i> = <i>β</i> = <i>γ</i> = 90°	<i>a</i>	<i>cP</i> <i>cI</i> <i>cF</i>

HEADLINE BLOCK

Short Hermann-Mauguin symbol

Schoenflies symbol

Crystal class (point group)

Crystal system

①

Cmm2

C_{2v}^{11}

mm2

Orthorhombic

②

No. 35

Cmm2

Patterson symmetry *Cmmm*

Number of space group

Full Hermann-Mauguin symbol

Patterson symmetry

**HERMANN-MAUGUIN
SYMBOLISM FOR SPACE
GROUPS**

Hermann-Mauguin symbols for space groups

The Hermann–Mauguin symbol for a space group consists of a sequence of letters and numbers, here called the constituents of the HM symbol.

(i) The first constituent is always a symbol for the conventional cell of the translation lattice of the space group

(ii) The second part of the full HM symbol of a space group consists of one position for each of up to three representative symmetry directions. To each position belong the generating symmetry operations of their representative symmetry direction. The position is thus occupied either by a rotation, screw rotation or rotoinversion and/or by a reflection or glide reflection.

(iii) Simplest-operation rule:


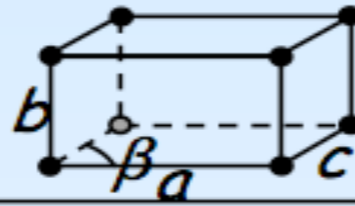


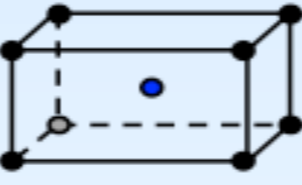
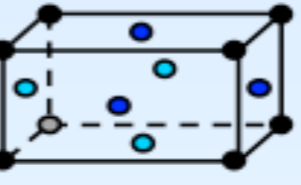
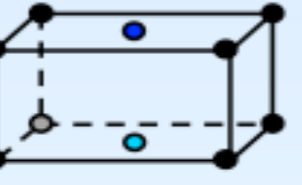
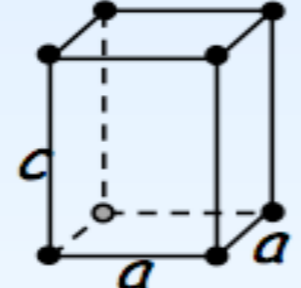
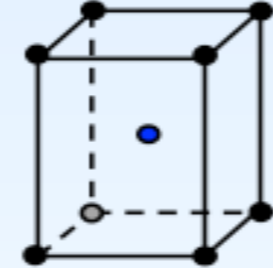
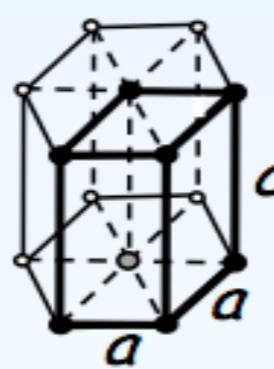
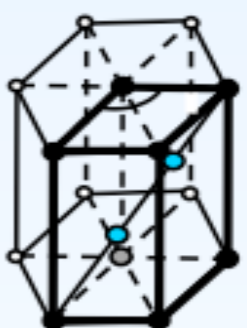
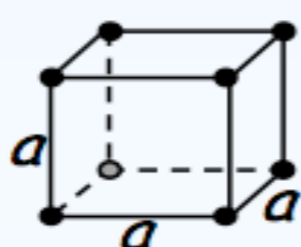
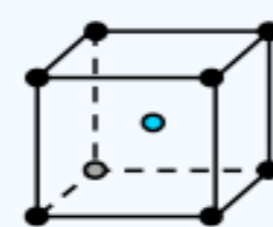
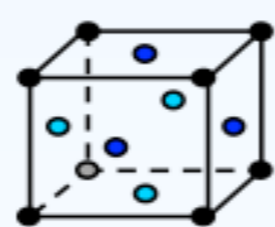
pure rotations > screw rotations;

pure rotations > rotoinversions

reflection m > a ; b ; c > n

'>' means
'has priority'

14 Bravais Lattices

crystal family	Lattice types				
	<i>P</i>	<i>I</i>	<i>F</i>	<i>C</i>	<i>R</i>
triclinic					
monoclinic					
orthorhombic					
tetragonal					
hexagonal					
cubic					

Symmetry directions

A direction is called a ***symmetry direction*** of a crystal structure if it is parallel to an axis of rotation, screw rotation or rotoinversion or if it is parallel to the normal of a reflection or glide-reflection plane. A symmetry direction is thus the direction of the geometric element of a symmetry operation, when the normal of a symmetry plane is used for the description of its orientation.

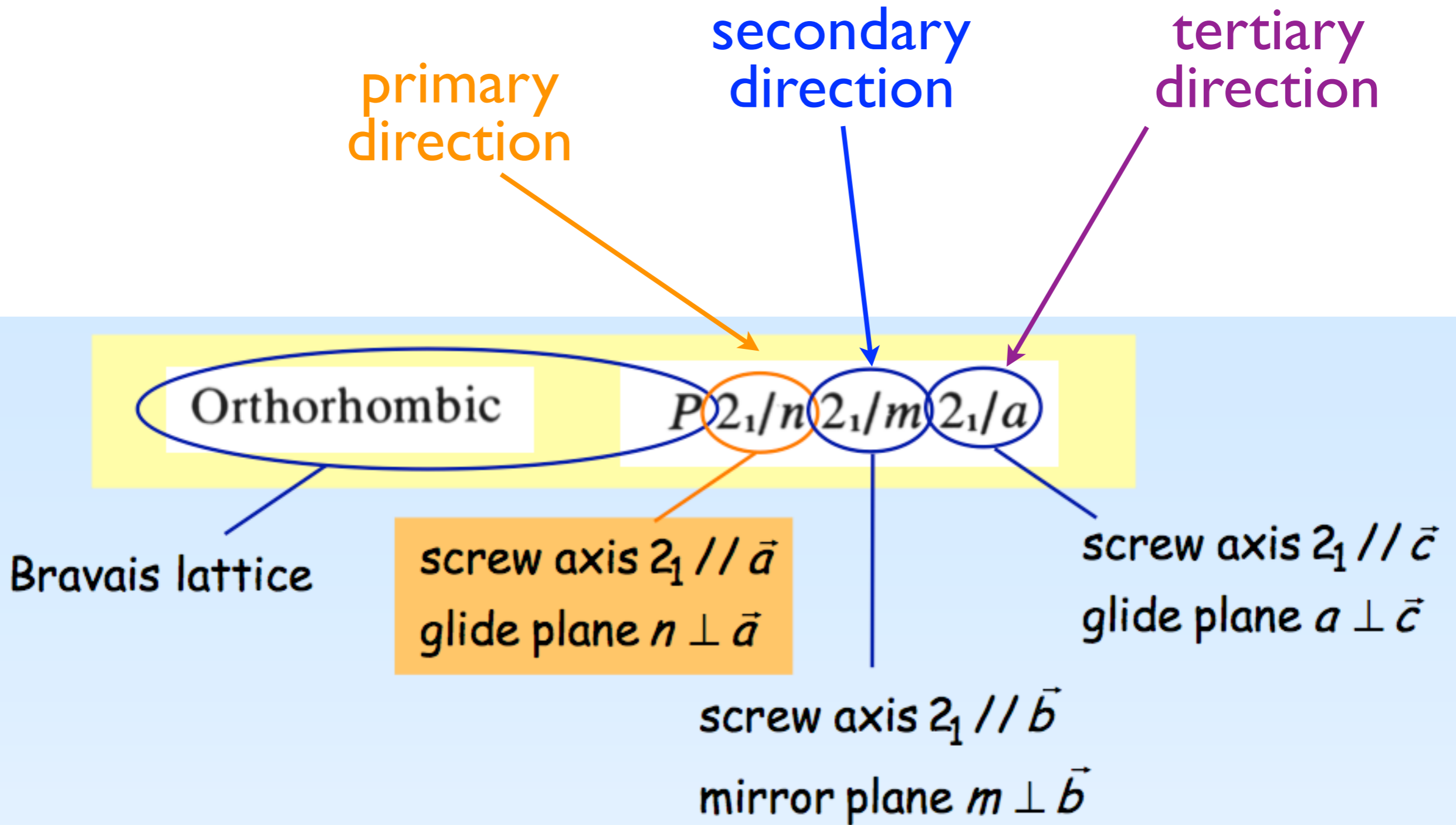
Hermann-Mauguin symbols for space groups

Directions that belong to the same set of equivalent symmetry directions are collected between braces. The first entry in each set is taken as the representative of that set.

Lattice	Symmetry direction (position in Hermann–Mauguin symbol)		
	Primary	Secondary	Tertiary
Triclinic	None		
Monoclinic*	$[010]$ ('unique axis b ') $[001]$ ('unique axis c ')		
Orthorhombic	$[100]$	$[010]$	$[001]$
Tetragonal	$[001]$	$\left\{ \begin{array}{l} [100] \\ [010] \end{array} \right\}$	$\left\{ \begin{array}{l} [1\bar{1}0] \\ [110] \end{array} \right\}$
Hexagonal	$[001]$	$\left\{ \begin{array}{l} [100] \\ [010] \\ [\bar{1}\bar{1}0] \end{array} \right\}$	$\left\{ \begin{array}{l} [1\bar{1}0] \\ [120] \\ [2\bar{1}0] \end{array} \right\}$
Rhombohedral (hexagonal axes)	$[001]$	$\left\{ \begin{array}{l} [100] \\ [010] \\ [\bar{1}\bar{1}0] \end{array} \right\}$	
Rhombohedral (rhombohedral axes)	$[111]$	$\left\{ \begin{array}{l} [1\bar{1}0] \\ [01\bar{1}] \\ [\bar{1}01] \end{array} \right\}$	
Cubic	$\left\{ \begin{array}{l} [100] \\ [010] \\ [001] \end{array} \right\}$	$\left\{ \begin{array}{l} [111] \\ [1\bar{1}\bar{1}] \\ [\bar{1}1\bar{1}] \\ [\bar{1}\bar{1}1] \end{array} \right\}$	$\left\{ \begin{array}{ll} [1\bar{1}0] & [110] \\ [01\bar{1}] & [011] \\ [\bar{1}01] & [101] \end{array} \right\}$

Example:

Hermann-Mauguin symbols for space groups



PRESENTATION OF
SPACE-GROUP SYMMETRY
OPERATIONS

IN
INTERNATIONAL TABLES
FOR CRYSTALLOGRAPHY,
VOL.A

Crystallographic symmetry operations

characteristics:

fixed points of isometries $(W, w)X_f = X_f$
geometric elements

Types of isometries preserve handedness

identity:

the whole space fixed

translation t :

no fixed point

$$\tilde{\mathbf{x}} = \mathbf{x} + \mathbf{t}$$

rotation:

one line fixed
rotation axis

$$\phi = k \times 360^\circ / N$$

screw rotation:

no fixed point
screw axis

screw vector

Types of isometries

do not
preserve handedness

roto-inversion:

centre of roto-inversion fixed
roto-inversion axis

inversion:

centre of inversion fixed

reflection:

plane fixed
reflection/mirror plane

glide reflection:

no fixed point
glide plane

glide vector

Matrix formalism

$$\begin{pmatrix} \tilde{x} \\ \tilde{y} \\ \tilde{z} \end{pmatrix} = \begin{pmatrix} W_{11} & W_{12} & W_{13} \\ W_{21} & W_{22} & W_{23} \\ W_{31} & W_{32} & W_{33} \end{pmatrix} \begin{pmatrix} x \\ y \\ z \end{pmatrix} + \begin{pmatrix} w_1 \\ w_2 \\ w_3 \end{pmatrix}$$

linear/matrix part

translation column part

$$\tilde{\mathbf{x}} = \mathbf{W} \mathbf{x} + \mathbf{w}$$

$$\tilde{\mathbf{x}} = (\mathbf{W}, \mathbf{w}) \mathbf{x} \quad \text{or} \quad \tilde{\mathbf{x}} = \{ \mathbf{W} \mid \mathbf{w} \} \mathbf{x}$$

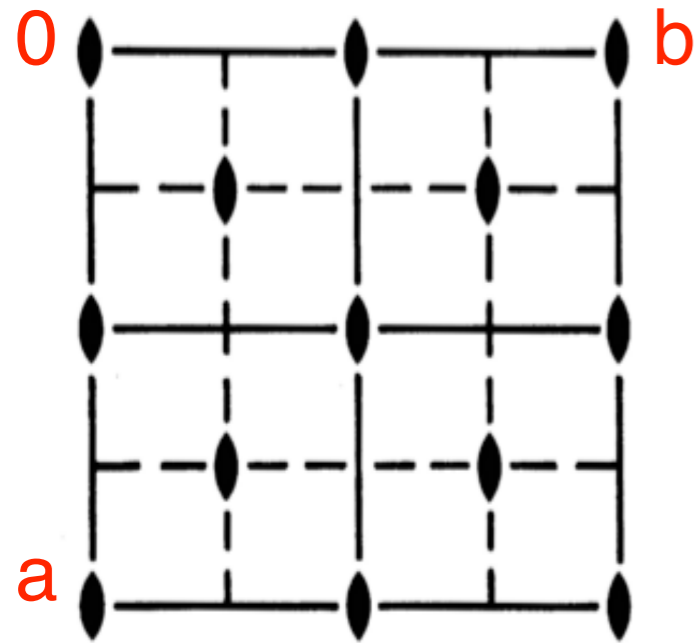
matrix-column
pair

Seitz symbol

Space group $Cmm2$ (No. 35)

How are the symmetry operations represented in ITA ?

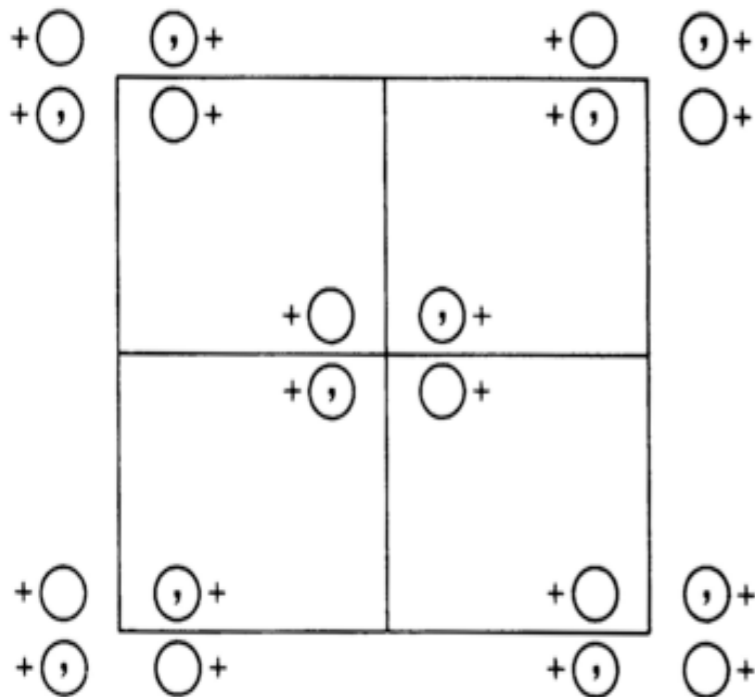
Diagram of symmetry elements



Symmetry operations

- For $(0,0,0)+$ set
- | | | | |
|-------|---------------|-----------------|-----------------|
| (1) 1 | (2) 2 $0,0,z$ | (3) m $x,0,z$ | (4) m $0,y,z$ |
|-------|---------------|-----------------|-----------------|
- For $(\frac{1}{2},\frac{1}{2},0)+$ set
- | | | | |
|------------------------------------|-----------------------------------|---------------------------|---------------------------|
| (1) $t(\frac{1}{2},\frac{1}{2},0)$ | (2) 2 $\frac{1}{4},\frac{1}{4},z$ | (3) a $x,\frac{1}{4},z$ | (4) b $\frac{1}{4},y,z$ |
|------------------------------------|-----------------------------------|---------------------------|---------------------------|

Diagram of general position points



General Position

- Coordinates
- $(0,0,0)+$ $(\frac{1}{2},\frac{1}{2},0)+$
- | | | | | | | |
|---|-----|---|-------------|-------------------------|-------------------|-------------------|
| 8 | f | 1 | (1) x,y,z | (2) \bar{x},\bar{y},z | (3) x,\bar{y},z | (4) \bar{x},y,z |
|---|-----|---|-------------|-------------------------|-------------------|-------------------|

General position

- (i) coordinate triplets of an image point \tilde{X} of the original point $X = \begin{matrix} x \\ y \\ z \end{matrix}$ under (W, w) of G
- presentation of infinite image points \tilde{X} under the action of (W, w) of G

- (ii) short-hand notation of the matrix-column pairs (W, w) of the symmetry operations of G
- presentation of infinite symmetry operations of G
- $$(W, w) = (I, t_n)(W, w_0), 0 \leq w_{i0} < 1$$

Space Groups: infinite order

Coset decomposition $G:T_G$

General position

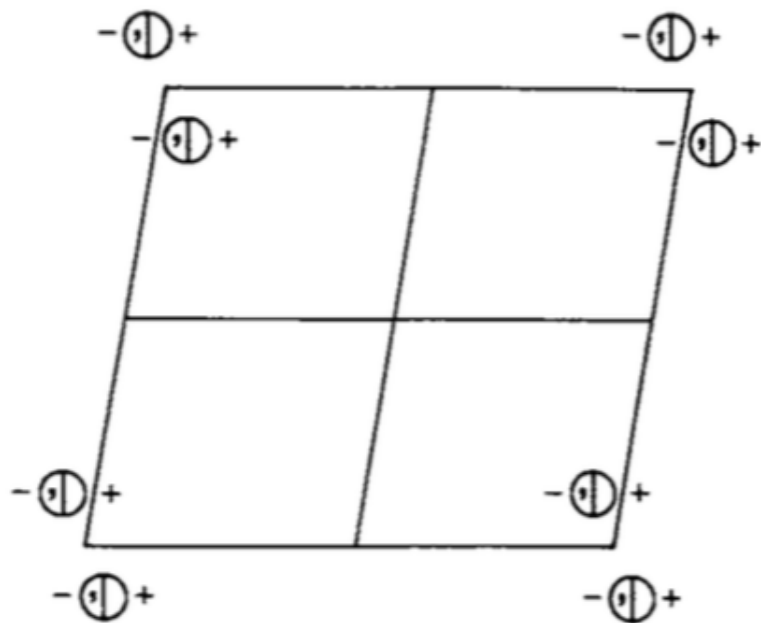
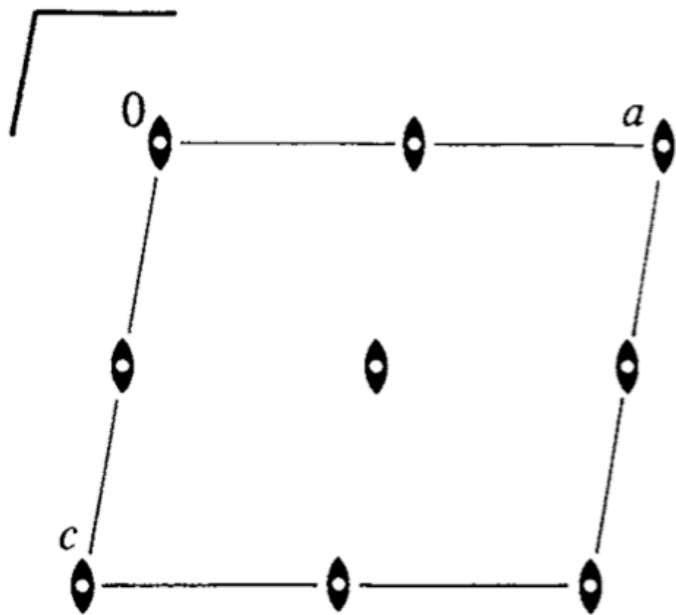
$(I,0)$	(W_2,w_2)	...	(W_m,w_m)	...	(W_i,w_i)
(I,t_1)	(W_2,w_2+t_1)	...	(W_m,w_m+t_1)	...	(W_i,w_i+t_1)
(I,t_2)	(W_2,w_2+t_2)	...	(W_m,w_m+t_2)	...	(W_i,w_i+t_2)
...
(I,t_j)	(W_2,w_2+t_j)	...	(W_m,w_m+t_j)	...	(W_i,w_i+t_j)
...

Factor group G/T_G

isomorphic to the point group P_G of G

$$\text{Point group } P_G = \{I, W_2, W_3, \dots, W_i\}$$

Example: P12/m1



inversion centres $(\bar{1}, t)$:

Coset decomposition $G:T_G$

Point group $P_G = \{1, 2, \bar{1}, m\}$

General position

T_G	$T_G 2$	$T_G \bar{1}$	$T_G m$
$(1, 0)$	$(2, 0)$	$(\bar{1}, 0)$	$(m, 0)$
$(1, t_1)$	$(2, t_1)$	$(\bar{1}, t_1)$	(m, t_1)
$(1, t_2)$	$(2, t_2)$	$(\bar{1}, t_2)$	(m, t_2)
...
$(1, t_j)$	$(2, t_j)$	$(\bar{1}, t_j)$	(m, t_j)

...
$-I$			n_1
	$-I$		n_2
		$-I$	n_3

$\xrightarrow{\bar{1} \text{ at}}$

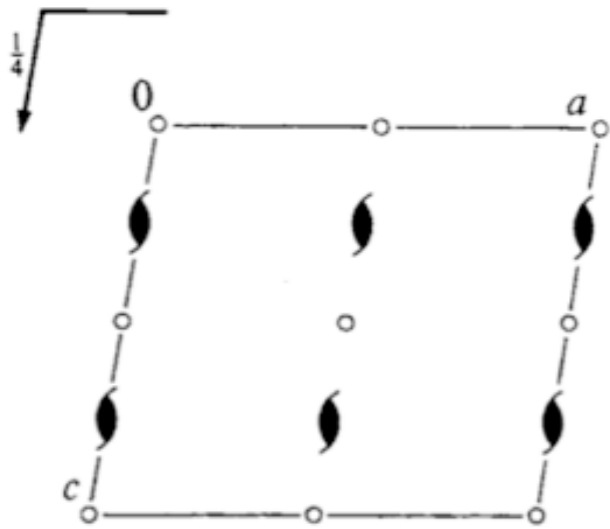
$n_1/2$
$n_2/2$
$n_3/2$

EXAMPLE

Coset decomposition $P12_1/c1:T$

Point group ?

General position



(1) x, y, z

(2) $\bar{x}, y + \frac{1}{2}, \bar{z} + \frac{1}{2}$

(3) $\bar{x}, \bar{y}, \bar{z}$

(4) $x, \bar{y} + \frac{1}{2}, z + \frac{1}{2}$

$(1, 0)$

$(2, 0 \frac{1}{2} \frac{1}{2})$

$(\bar{1}, 0)$

$(m, 0 \frac{1}{2} \frac{1}{2})$

$(1, t_1)$

$(2, 0 \frac{1}{2} \frac{1}{2} + t_1)$

$(\bar{1}, t_1)$

$(m, 0 \frac{1}{2} \frac{1}{2} + t_1)$

$(1, t_2)$

$(2, 0 \frac{1}{2} \frac{1}{2} + t_2)$

$(\bar{1}, t_2)$

$(m, 0 \frac{1}{2} \frac{1}{2} + t_2)$

...

...

...

...

...

...

$(1, t_j)$

$(2, 0 \frac{1}{2} \frac{1}{2} + t_j)$

$(\bar{1}, t_j)$

$(m, 0 \frac{1}{2} \frac{1}{2} + t_j)$

...

...

...

...

...

...

inversion centers

$(\bar{1}, pqr): \bar{1}$ at $p/2, q/2, r/2$

2_1 screw axes

$(2, u \frac{1}{2} + v \frac{1}{2} + w)$

$(2, 0 \frac{1}{2} + v \frac{1}{2})$

$(2, u \frac{1}{2} \frac{1}{2} + w)$

Symmetry Operations Block

TYPE of the symmetry operation

SCREW/GLIDE component

ORIENTATION of the geometric element

LOCATION of the geometric element

GEOMETRIC INTERPRETATION OF THE MATRIX-
COLUMN PRESENTATION OF
THE SYMMETRY OPERATIONS

Example: Cmm2

Diagram of symmetry elements

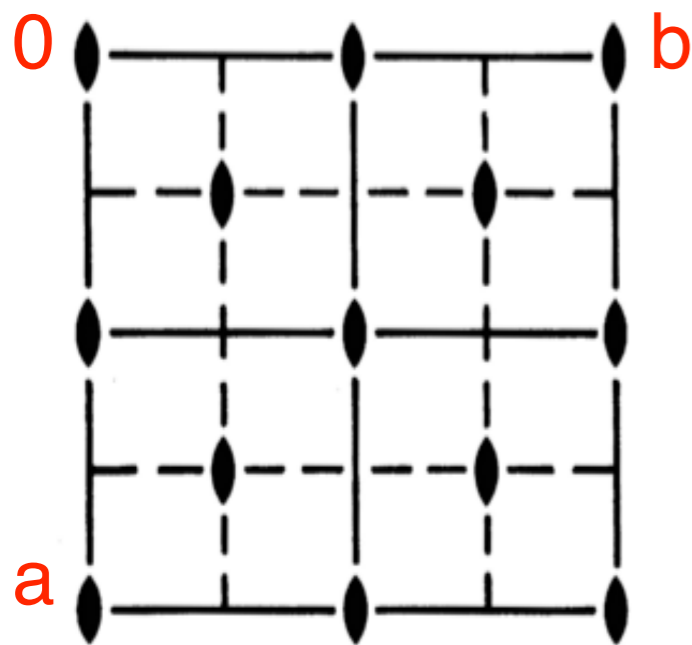
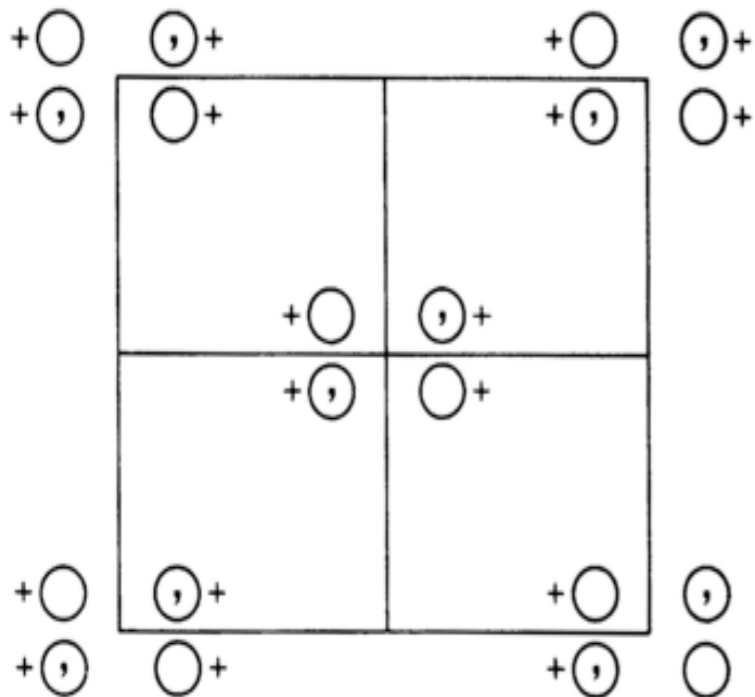


Diagram of general position points



Coordinates

$(0,0,0)+$ $(\frac{1}{2},\frac{1}{2},0)+$

General position

8 f 1

(1) x,y,z

(2) \bar{x},\bar{y},z

(3) x,\bar{y},z

(4) \bar{x},y,z

T_G	$T_G 2$	$T_G m_y$	$T_G m_x$
$(1,0)$	$(2,0)$	$(m_y,0)$	$(m_x,0)$
$(1,t_1)$	$(2,t_1)$	(m_y,t_1)	(m_x,t_1)
$(1,t_2)$	$(2,t_2)$	(m_y,t_2)	(m_x,t_2)
...
$(1,t_j)$	$(2,t_j)$	(m_y,t_j)	(m_x,t_j)

Symmetry operations

For $(0,0,0)+$ set

(1) 1

(2) 2 $0,0,z$

(3) m $x,0,z$

(4) m $0,y,z$

For $(\frac{1}{2},\frac{1}{2},0)+$ set

(1) $t(\frac{1}{2},\frac{1}{2},0)$

(2) 2 $\frac{1}{4},\frac{1}{4},z$

(3) a $x,\frac{1}{4},z$

(4) b $\frac{1}{4},y,z$

Space group $P2_1/c$ (No. 14)

$P2_1/c$

C_{2h}^5

$2/m$

1

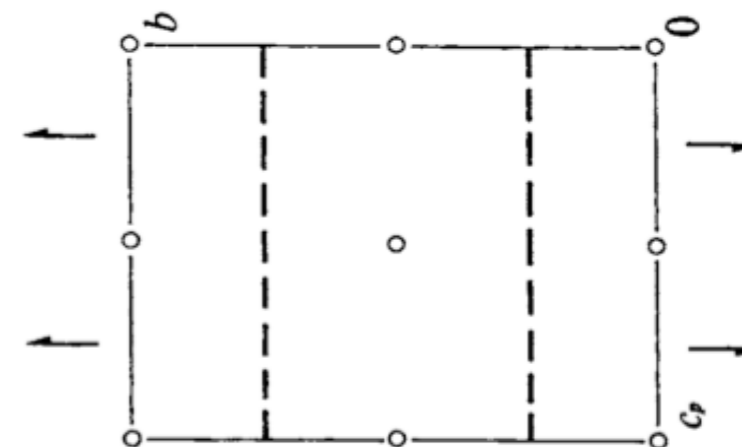
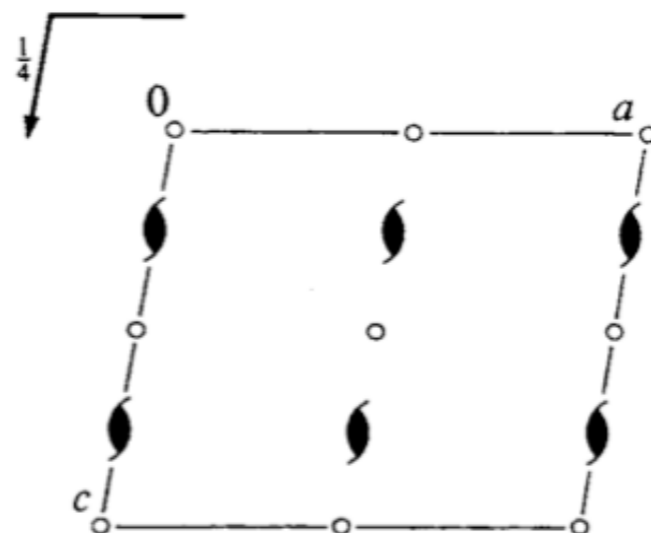
No. 14

$P12_1/c1$

Patterson sy.

UNIQUE AXIS b , CELL CHOICE 1

EXAMPLE



Generators selected (1); $t(1,0,0)$; $t(0,1,0)$; $t(0,0,1)$; (2); (3)

Positions

Multiplicity,
Wyckoff letter,
Site symmetry

Coordinates

4	e	1	(1) x, y, z	(2) $\bar{x}, y + \frac{1}{2}, \bar{z} + \frac{1}{2}$	(3) $\bar{x}, \bar{y}, \bar{z}$	(4) $x, \bar{y} + \frac{1}{2}, z + \frac{1}{2}$
---	-----	---	---------------	---	---------------------------------	---

Symmetry operations

(1)	1	(2)	$2(0, \frac{1}{2}, 0)$	$0, y, \frac{1}{4}$	(3)	$\bar{1}$	$0, 0, 0$	(4)	c	$x, \frac{1}{4}, z$
-----	---	-----	------------------------	---------------------	-----	-----------	-----------	-----	-----	---------------------

Matrix-column presentation

Geometric interpretation



ECM31-Oviedo Satellite

Crystallography online: workshop on the use and applications of the structural tools of the Bilbao Crystallographic Server

20-21 August 2018

NEWS:

- **New Article in Nature**
07/2017: Bradlyn *et al.* "Topological quantum chemistry" *Nature* (2017). **547**, 298-305.
- **New program: BANDREP**
04/2017: Band representations and Elementary Band representations of Double Space Groups.
- **New section: Double point and space groups**
 - **New program: DGENPOS**
04/2017: General positions of Double Space Groups
 - **New program: REPRESENTATIONS DPG**
04/2017: Irreducible representations of

Space-group symmetry

GENPOS	Generators and General Positions of Space Groups
WYCKPOS	Wyckoff Positions of Space Groups
HKLCD	Reflection conditions of Space Groups
MAXSUB	Maximal Subgroups of Space Groups
SERIES	Series of Maximal Isomorphic Subgroups of Space Groups
WYCKSETS	Equivalent Sets of Wyckoff Positions
NORMALIZER	Normalizers of Space Groups
KVEC	The k-vector types and Brillouin zones of Space Groups
SYMMETRY OPERATIONS	Geometric interpretation of matrix column representations of symmetry operations
IDENTIFY GROUP	Identification of a Space Group from a set of generators in an arbitrary setting

Structure Utilities

Subperiodic Groups: Layer, Rod and Frieze Groups

Structure Databases

Raman and Hyper-Raman scattering

Point-group symmetry

Plane-group symmetry

Bilbao Crystallographic Server

Problem: Matrix-column presentation
Geometrical interpretation

GENPOS

Generators and General Positions

space group

How to select the group

The space groups are specified by their sequential number as given in the *International Tables for Crystallography, Vol. A*. You can give this number, if you know it, or you can choose it from the table with the space group numbers and symbols if you click on the button [choose it].

To see the data in a non conventional setting click on [Non conventional Setting] or [ITA Settings] for checking the non

Please, enter the sequential number of group as given in the *International Tables for Crystallography, Vol. A* or

choose it

14

Show:

Generators only

All General Positions

Standard/Default Setting

Non Conventional Setting

ITA Settings

Example GENPOS: Space group $P2_1/c$ (14)

Space-group symmetry operations

short-hand notation

matrix-column presentation $\begin{pmatrix} W_{11} & W_{12} & W_{13} \\ W_{21} & W_{22} & W_{23} \\ W_{31} & W_{32} & W_{33} \end{pmatrix} \begin{pmatrix} w_1 \\ w_2 \\ w_3 \end{pmatrix}$

Geometric interpretation

Seitz symbols

General Positions of the Group 14 ($P2_1/c$) [unique axis b]

[Click here to get the general positions in text format](#)

No.	(x,y,z) form	Matrix form	Symmetry operation	
			ITA	Seitz
1	x,y,z	$\begin{pmatrix} 1 & 0 & 0 & 0 \\ 0 & 1 & 0 & 0 \\ 0 & 0 & 1 & 0 \end{pmatrix}$	1	{1 0}
2	-x,y+1/2,-z+1/2	$\begin{pmatrix} -1 & 0 & 0 & 0 \\ 0 & 1 & 0 & 1/2 \\ 0 & 0 & -1 & 1/2 \end{pmatrix}$	2 (0,1/2,0) 0,y,1/4	{2 ₀₁₀ 0 1/2 1/2}
3	-x,-y,-z	$\begin{pmatrix} -1 & 0 & 0 & 0 \\ 0 & -1 & 0 & 0 \\ 0 & 0 & -1 & 0 \end{pmatrix}$	-1 0,0,0	{-1 0}
4	x,-y+1/2,z+1/2	$\begin{pmatrix} 1 & 0 & 0 & 0 \\ 0 & -1 & 0 & 1/2 \\ 0 & 0 & 1 & 1/2 \end{pmatrix}$	c x,1/4,z	{m ₀₁₀ 0 1/2 1/2}

General positions

4 e 1 (1) x,y,z (2) $\bar{x}, y + \frac{1}{2}, \bar{z} + \frac{1}{2}$ (3) $\bar{x}, \bar{y}, \bar{z}$ (4) $x, \bar{y} + \frac{1}{2}, z + \frac{1}{2}$

Symmetry operations

(1) 1 (2) 2(0, $\frac{1}{2}$, 0) 0,y, $\frac{1}{4}$ (3) $\bar{1}$ 0,0,0 (4) c x, $\frac{1}{4}$, z

ITA data

SEITZ SYMBOLS FOR SYMMETRY OPERATIONS

Seitz symbols $\{ R | \tau \}$

short-hand description of the matrix-column presentations of the symmetry operations of the space groups

rotation (or linear)
part R

- specify the type and the order of the symmetry operation;
- orientation of the symmetry element by the direction of the axis for rotations and rotoinversions, or the direction of the normal to reflection planes.

1 and $\bar{1}$	identity and inversion
m	reflections
2, 3, 4 and 6	rotations
$\bar{3}$, $\bar{4}$ and $\bar{6}$	rotoinversions

translation part τ

translation parts of the coordinate triplets of the *General position* blocks

EXAMPLE

Seitz symbols for symmetry operations of hexagonal and trigonal crystal systems

ITA description				Seitz symbol
No.	coord. triplet	type	orientation	
1)	x, y, z	1		1
2)	$\bar{y}, x - y, z$	3^+	$0, 0, z$	3_{001}^+
3)	$\bar{x} + y, \bar{x}, z$	3^-	$0, 0, z$	3_{001}^-
4)	\bar{x}, \bar{y}, z	2	$0, 0, z$	2_{001}
5)	$y, \bar{x} + y, z$	6^-	$0, 0, z$	6_{001}^-
6)	$x - y, x, z$	6^+	$0, 0, z$	6_{001}^+
7)	y, x, \bar{z}	2	$x, x, 0$	2_{110}
8)	$x - y, \bar{y}, \bar{z}$	2	$x, 0, 0$	2_{100}
9)	$\bar{x}, \bar{x} + y, \bar{z}$	2	$0, y, 0$	2_{010}
10)	$\bar{y}, \bar{x}, \bar{z}$	2	$x, \bar{x}, 0$	$2_{1\bar{1}0}$
11)	$\bar{x} + y, y, \bar{z}$	2	$x, 2x, 0$	2_{120}
12)	$x, x - y, \bar{z}$	2	$2x, x, 0$	2_{210}

ITA description				Seitz symbol
No.	coord. triplet	type	orientation	
13)	$\bar{x}, \bar{y}, \bar{z}$	$\bar{1}$		$\bar{1}$
14)	$y, \bar{x} + y, \bar{z}$	$\bar{3}^+$	$0, 0, z$	$\bar{3}_{001}^+$
15)	$x - y, x, \bar{z}$	$\bar{3}^-$	$0, 0, z$	$\bar{3}_{001}^-$
16)	x, y, \bar{z}	m	$x, y, 0$	m_{001}
17)	$\bar{y}, x - y, \bar{z}$	$\bar{6}^-$	$0, 0, z$	$\bar{6}_{001}^-$
18)	$\bar{x} + y, \bar{x}, \bar{z}$	$\bar{6}^+$	$0, 0, z$	$\bar{6}_{001}^+$
19)	\bar{y}, \bar{x}, z	m	x, \bar{x}, z	m_{110}
20)	$\bar{x} + y, y, z$	m	$x, 2x, z$	m_{100}
21)	$x, x - y, z$	m	$2x, x, z$	m_{010}
22)	y, x, z	m	x, x, z	$m_{1\bar{1}0}$
23)	$x - y, \bar{y}, z$	m	$x, 0, z$	m_{120}
24)	$\bar{x}, \bar{x} + y, z$	m	$0, y, z$	m_{210}

EXAMPLE

$P2_1/c$

C_{2h}^5

$2/m$

1

No. 14

$P12_1/c1$

Patterson sy.

UNIQUE AXIS b , CELL CHOICE 1

Generators selected (1); $t(1,0,0)$; $t(0,1,0)$; $t(0,0,1)$; (2); (3)

Positions

Multiplicity,
Wyckoff letter,
Site symmetry

Coordinates

4	e	1	(1) x,y,z	(2) $\bar{x},y+\frac{1}{2},\bar{z}+\frac{1}{2}$	(3) \bar{x},\bar{y},\bar{z}	(4) $x,\bar{y}+\frac{1}{2},z+\frac{1}{2}$
---	-----	---	-------------	---	-------------------------------	---

Matrix-column presentation

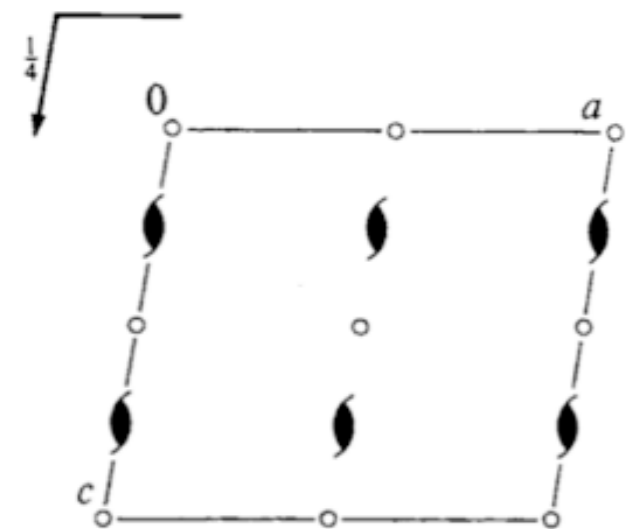
Symmetry operations

(1)	1	(2)	$2(0,\frac{1}{2},0)$	$0,y,\frac{1}{4}$	(3)	$\bar{1}$	$0,0,0$	(4)	c	$x,\frac{1}{4},z$
-----	---	-----	----------------------	-------------------	-----	-----------	---------	-----	-----	-------------------

Geometric interpretation

Seitz symbols

(1)	$\{1 0\}$	(2)	$\{2_{010} 01/21/2\}$	(3)	$\{\bar{1} 0\}$	(4)	$\{m_{010} 01/21/2\}$
-----	-----------	-----	-----------------------	-----	-----------------	-----	-----------------------



EXERCISES

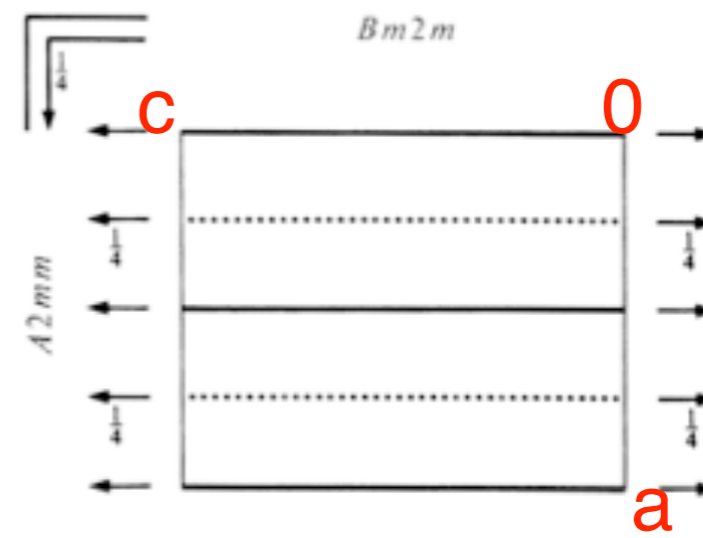
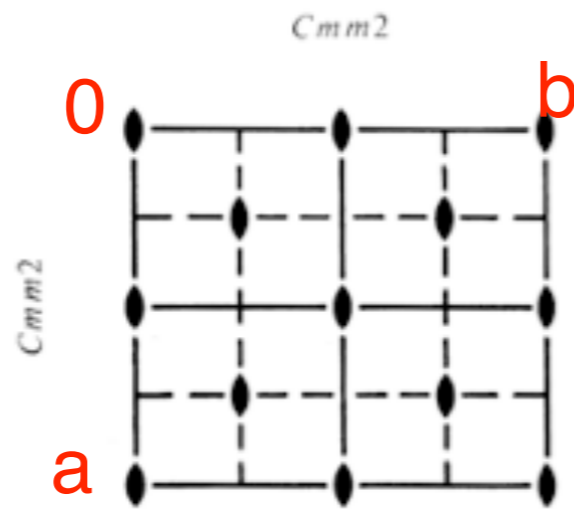
Problem 2.16 (b)

1. Characterize geometrically the matrix-column pairs listed under *General position* of the space group $P4mm$ in ITA.
2. Consider the diagram of the symmetry elements of $P4mm$. Try to determine the matrix-column pairs of the symmetry operations whose symmetry elements are indicated on the unit-cell diagram.
3. Compare your results with the results of the program SYMMETRY OPERATIONS

SPACE-GROUPS DIAGRAMS

Diagrams of symmetry elements

three different settings



permutations of a, b, c

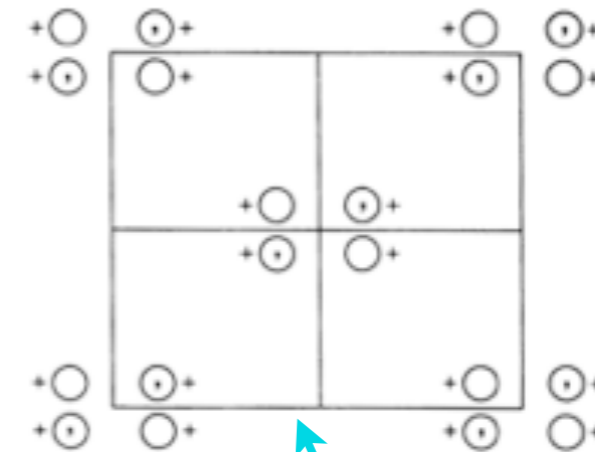
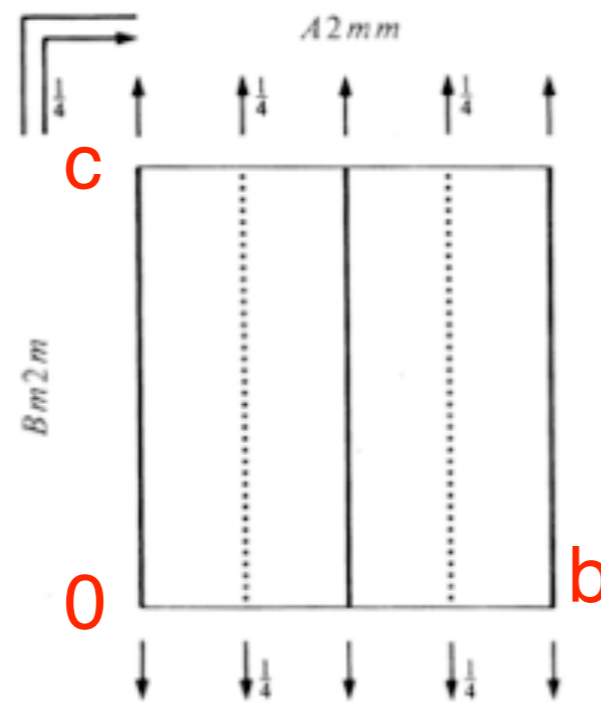


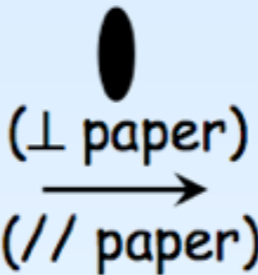

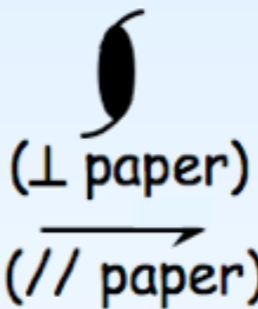
















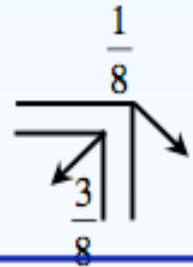


Diagram of general position points

The various rotation and screw axes and their symbol

printed symbol	symmetry axis	graphic symbol	nature of the screw translation	printed symbol	symmetry axis	graphic symbol	nature of the screw translation
1	Identity	none	none	4	Rotation tetrad		none
$\bar{1}$	Inversion	○	none	4_1	Screw tetrads		$c/4$
2	Rotation diad or twofold rotation axis	 (⊥ paper) → (// paper)	none	4_2			$2c/4$
2_1	Screw diad or twofold screw axis	 (⊥ paper) → (// paper)	$c/2$ $a/2$ or $b/2$	4_3			$3c/4$
		⊥ paper		$\bar{4}$	Inverse tetrad		none
3	Rotation triad		none	6	Rotation hexad		none
3_1	Screw triad		$c/3$	6_1	Screw hexads		$c/6$
3_2			$2c/3$	6_2			$2c/6$
$\bar{3}$	Inverse triad		none	6_3			$3c/6$
				6_4			$4c/6$
				6_5			$5c/6$
				$\bar{6}$	Inverse hexad		none

The various symmetry planes and their symbol

printed symbol	symmetry plane	graphical symbol		nature of glide translation
		normal to plane of projection	parallel to plane of projection	
m	reflection plane (mirror)	—————		none
a, b	axial glide plane	- - - - -		$a/2$ or $b/2$
c		none	$c/2$
n	diagonal glide plane (<i>net</i>)	- . - . - .		$(a+b)/2, (b+c)/2$ or $(c+a)/2$; OR $(a+b+c)/2$ for t and c systems
d	"diamond" glide plane	- ← - - - - - - - - → - -		$(a±b)/4, (b±c)/4$ or $(c±a)/4$; OR $(a±b±c)/4$ for t and c systems

Space group $Cmm2$ (No. 35)

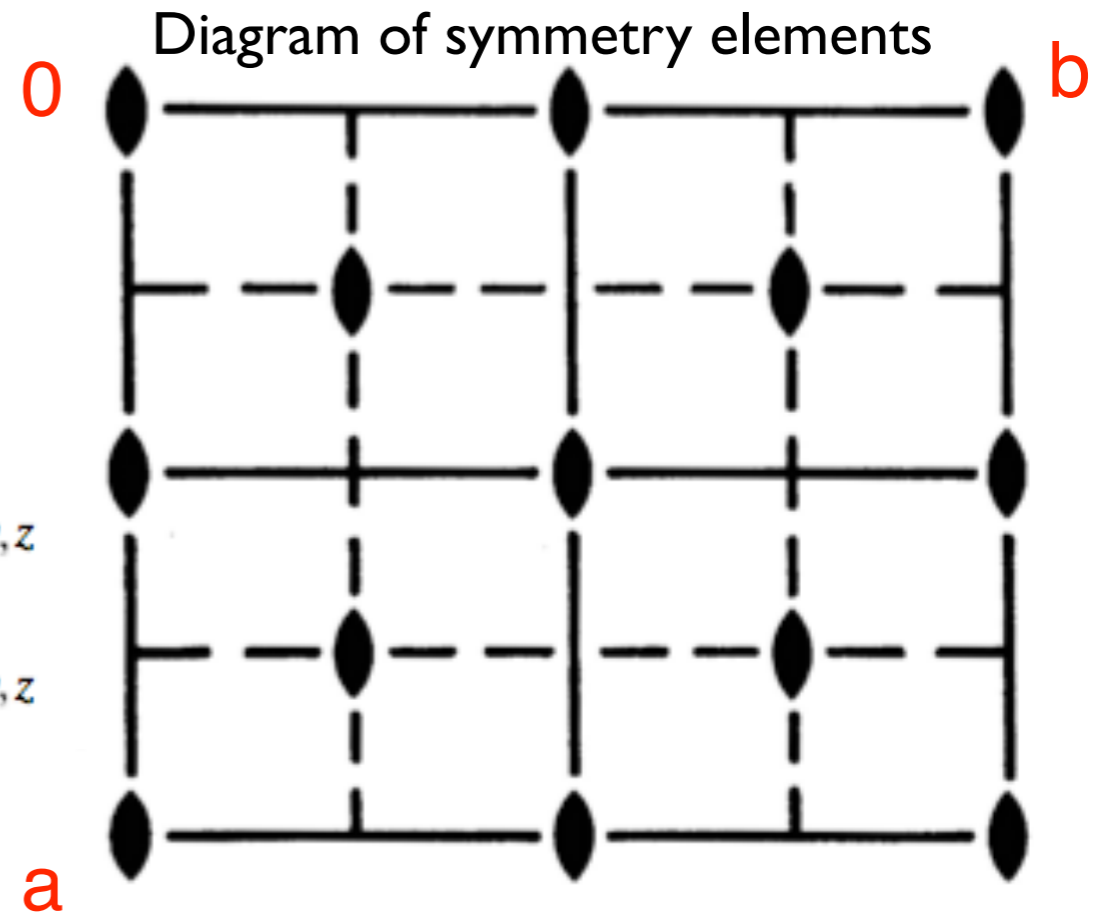
Symmetry operations

For $(0,0,0)+$ set

(1) 1 (2) 2 $0,0,z$ (3) m $x,0,z$ (4) m $0,y,z$

For $(\frac{1}{2},\frac{1}{2},0)+$ set

(1) $t(\frac{1}{2},\frac{1}{2},0)$ (2) 2 $\frac{1}{4},\frac{1}{4},z$ (3) a $x,\frac{1}{4},z$ (4) b $\frac{1}{4},y,z$



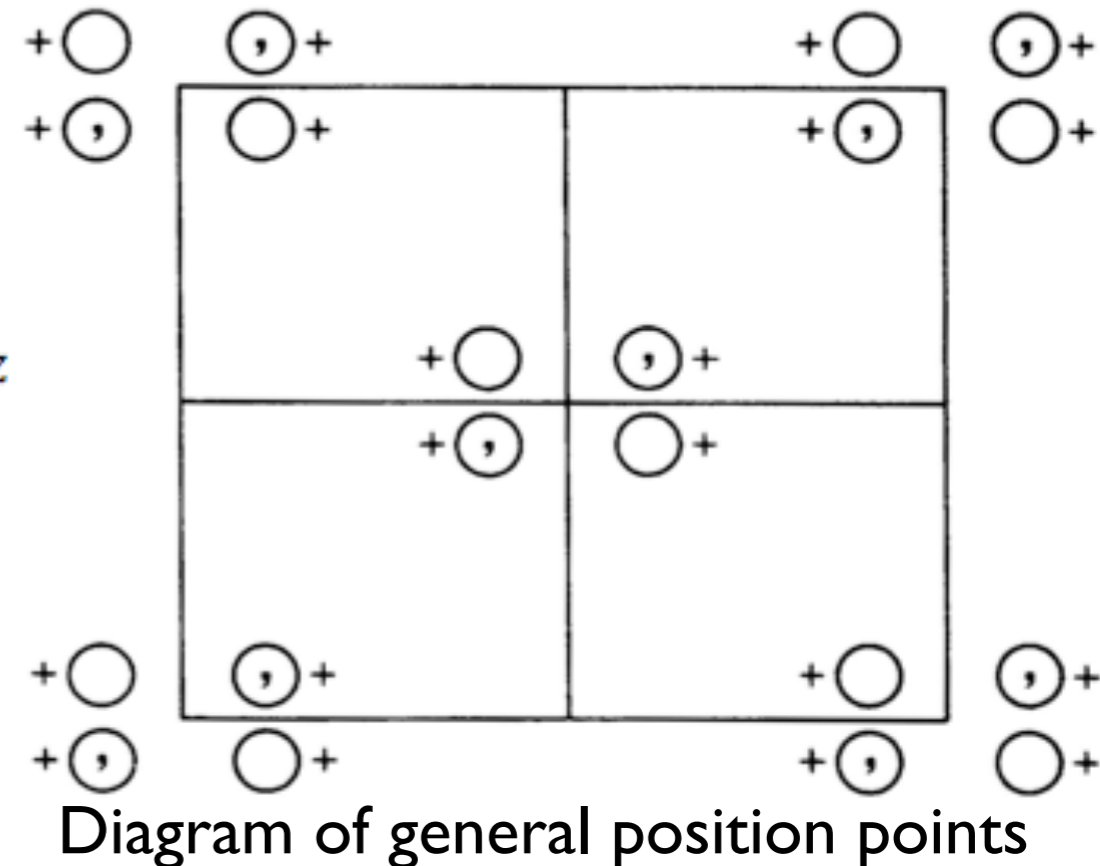
General Position

Coordinates

$(0,0,0)+$ $(\frac{1}{2},\frac{1}{2},0)+$

8 f 1 (1) x,y,z (2) \bar{x},\bar{y},z (3) x,\bar{y},z (4) \bar{x},y,z

**How many
general position
points per unit
cell are there?**



EXAMPLE

Space group $Cmm2$ (No. 35)

Geometric interpretation

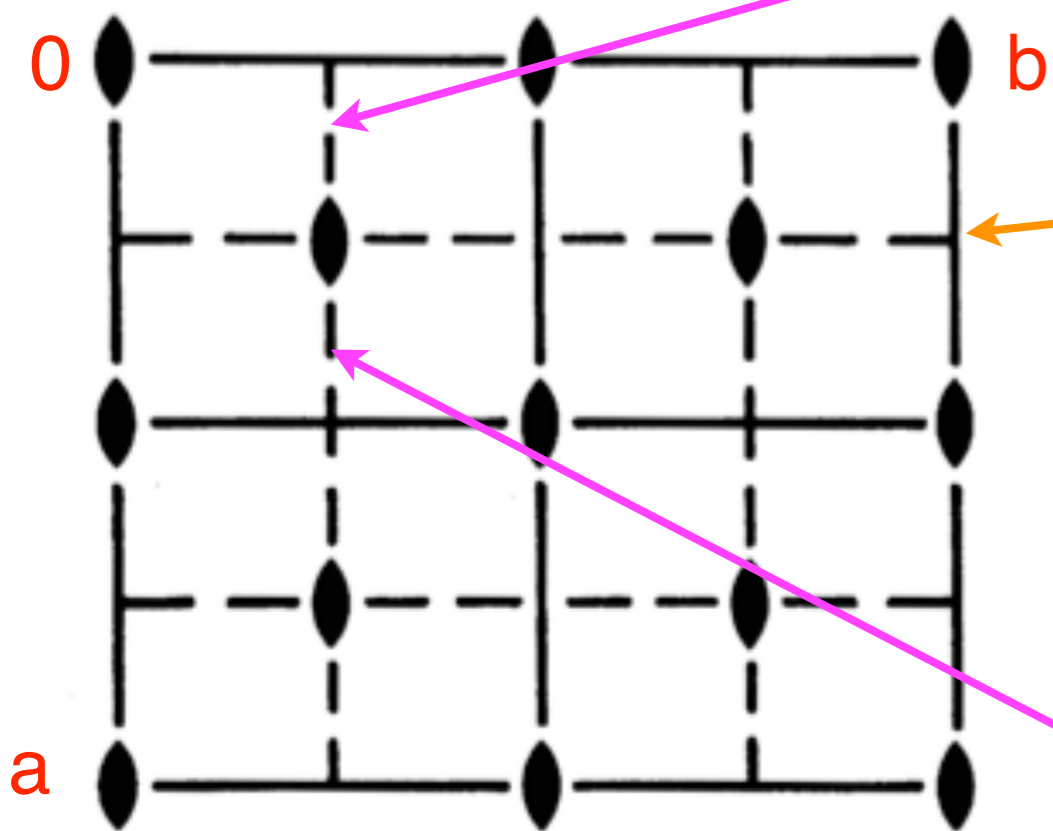
⑥ Symmetry operations

For $(0,0,0)+$ set

- (1) 1
- (2) 2 $0,0,z$
- (3) m $x,0,z$
- (4) m $0,y,z$

For $(\frac{1}{2},\frac{1}{2},0)+$ set

- (1) $t(\frac{1}{2},\frac{1}{2},0)$
- (2) 2 $\frac{1}{4},\frac{1}{4},z$
- (3) a $x,\frac{1}{4},z$
- (4) b $\frac{1}{4},y,z$



glide plane, $\mathbf{t}=\frac{1}{2}\mathbf{a}$
at $y=\frac{1}{4}, \perp \mathbf{b}$

glide plane, $\mathbf{t}=\frac{1}{2}\mathbf{b}$
at $x=\frac{1}{4}, \perp \mathbf{a}$

General Position

Coordinates

$(0,0,0)+$ $(\frac{1}{2},\frac{1}{2},0)+$

Matrix-column presentation of symmetry operations

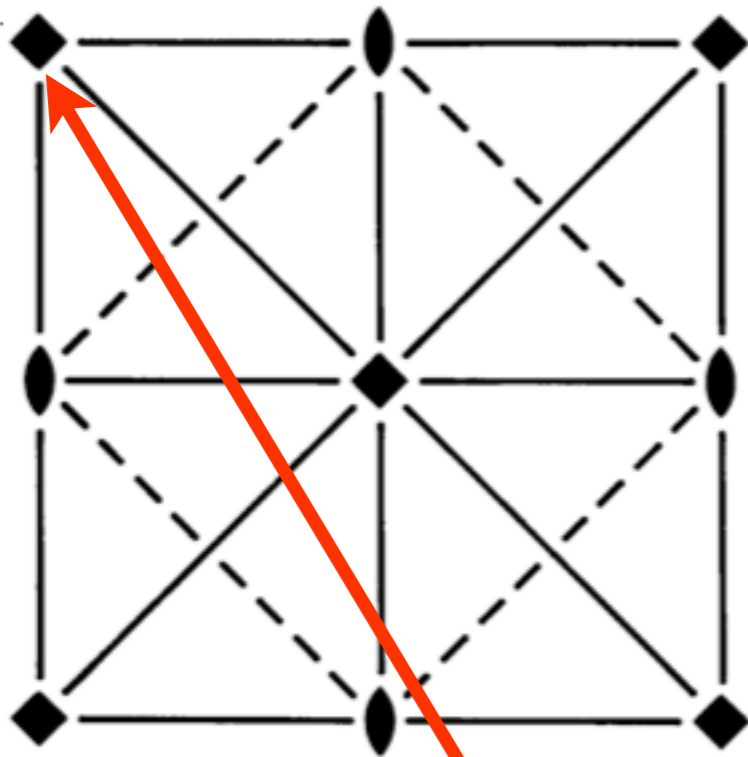
- 8 f 1
- (1) x,y,z
- (2) \bar{x},\bar{y},z
- (3) x,\bar{y},z
- (4) \bar{x},y,z

$x+\frac{1}{2},-y+\frac{1}{2},z$

$-x+\frac{1}{2},y+\frac{1}{2},z$

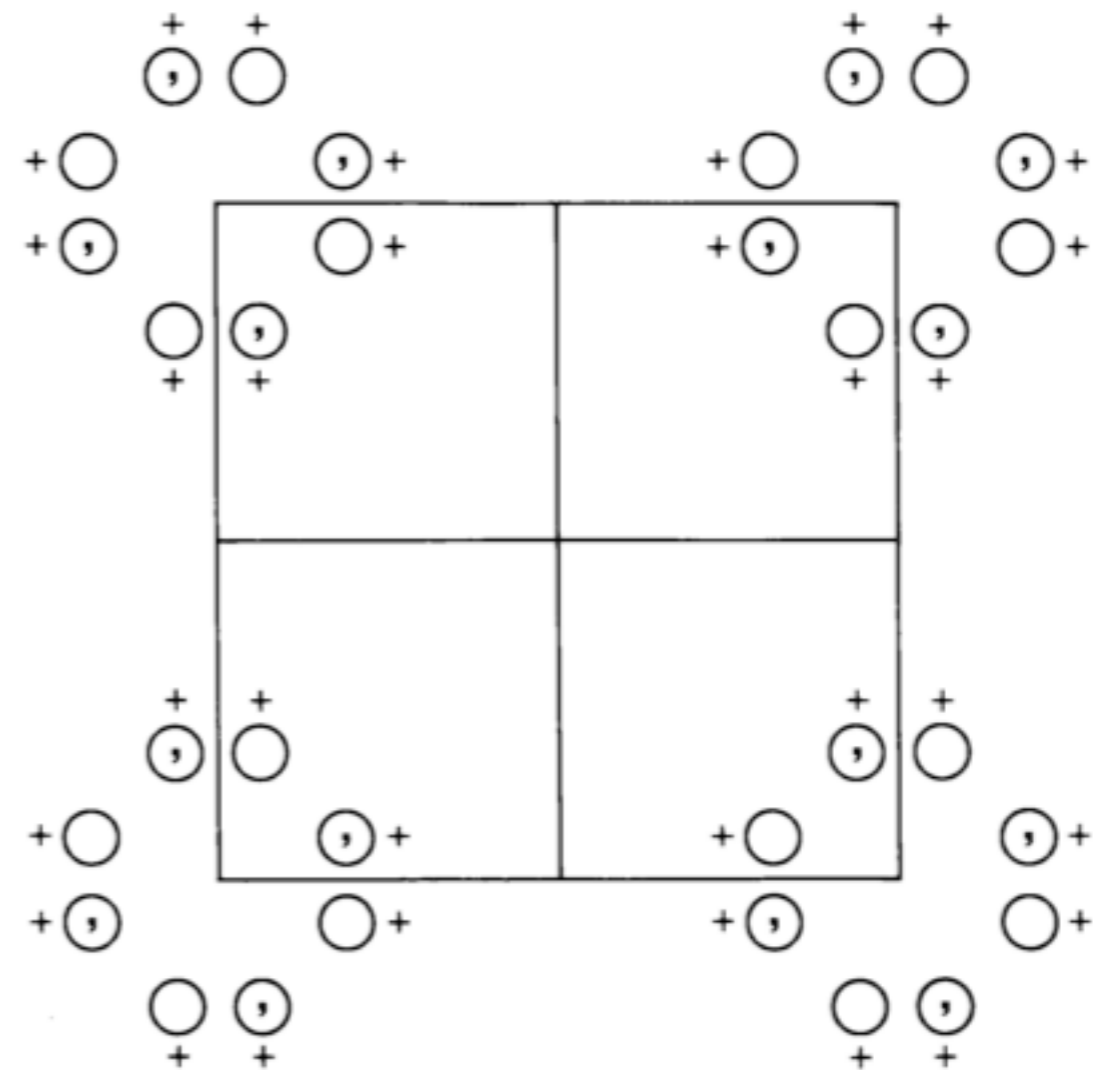
Example: P4mm

Diagram of symmetry elements



- (1) 1
- (2) $2\ 0,0,z$
- (3) $4^+ 0,0,z$
- (4) $4^- 0,0,z$
- (5) $m\ x,0,z$
- (6) $m\ 0,y,z$
- (7) $m\ x,\bar{x},z$
- (8) $m\ x,x,z$

Diagram of general position points



- (1) x,y,z
- (2) \bar{x},\bar{y},z
- (3) \bar{y},x,z
- (4) y,\bar{x},z
- (5) x,\bar{y},z
- (6) \bar{x},y,z
- (7) \bar{y},\bar{x},z
- (8) y,x,z

Symmetry elements

Symmetry elements

Geometric element
+
Element set

Fixed points

Symmetry operations that share the same geometric element

Examples

Rotation axis

line
 $1^{\text{st}}, \dots, (n-1)^{\text{th}}$ powers +
all coaxial equivalents

All rotations and screw rotations with the same axis, the same angle and sense of rotation and the same screw vector (zero for rotation) up to a lattice translation vector.

Glide plane

plane
defining operation +
all coplanar equivalents

All glide reflections with the same reflection plane, with glide of d.o. (taken to be zero for reflections) by a lattice translation vector.

Symmetry operations and symmetry elements

Geometric elements and Element sets

Name of symmetry element	Geometric element	Defining operation (d.o)	Operations in element set
Mirror plane	Plane A	Reflection in A	D.o. and its coplanar equivalents*
Glide plane	Plane A	Glide reflection in A ; 2ν (not ν) a lattice translation	D.o. and its coplanar equivalents*
Rotation axis	Line b	Rotation around b , angle $2\pi/n$ $n = 2, 3, 4$ or 6	1st, ..., $(n - 1)$ th powers of d.o. and their coaxial equivalents [†]
Screw axis	Line b	Screw rotation around b , angle $2\pi/n$, $u = j/n$ times shortest lattice translation along b , right-hand screw, $n = 2, 3, 4$ or 6 , $j = 1, \dots, (n - 1)$	1st, ..., $(n - 1)$ th powers of d.o. and their coaxial equivalents [†]
Rotoinversion axis	Line b and point P on b	Rotoinversion: rotation around b , angle $2\pi/n$, and inversion through P , $n = 3, 4$ or 6	D.o. and its inverse
Center	Point P	Inversion through P	D.o. only

Example: P4mm

Diagram of symmetry elements

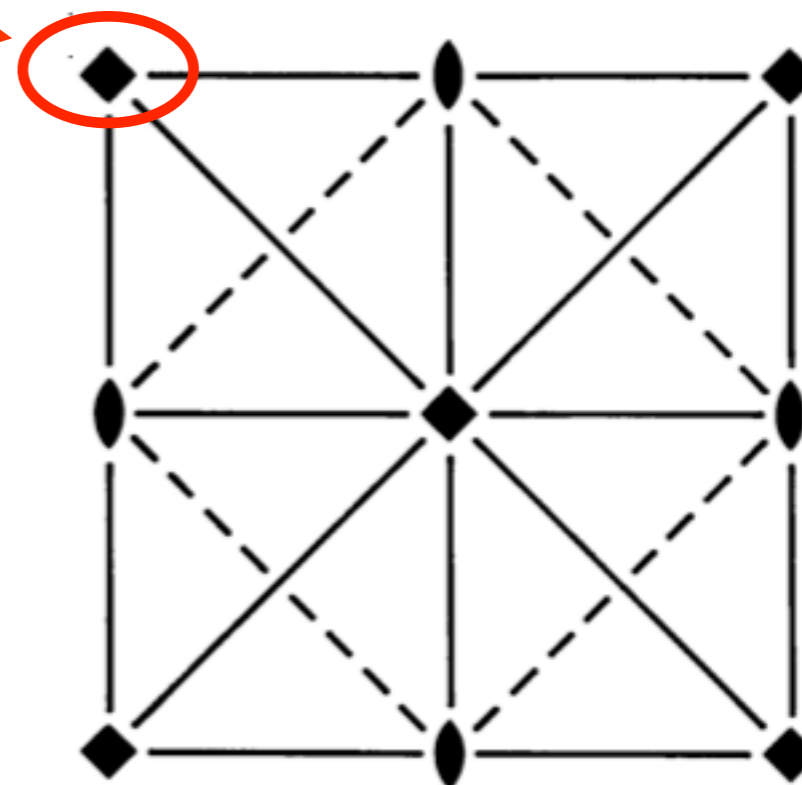
Element set of (00z) line

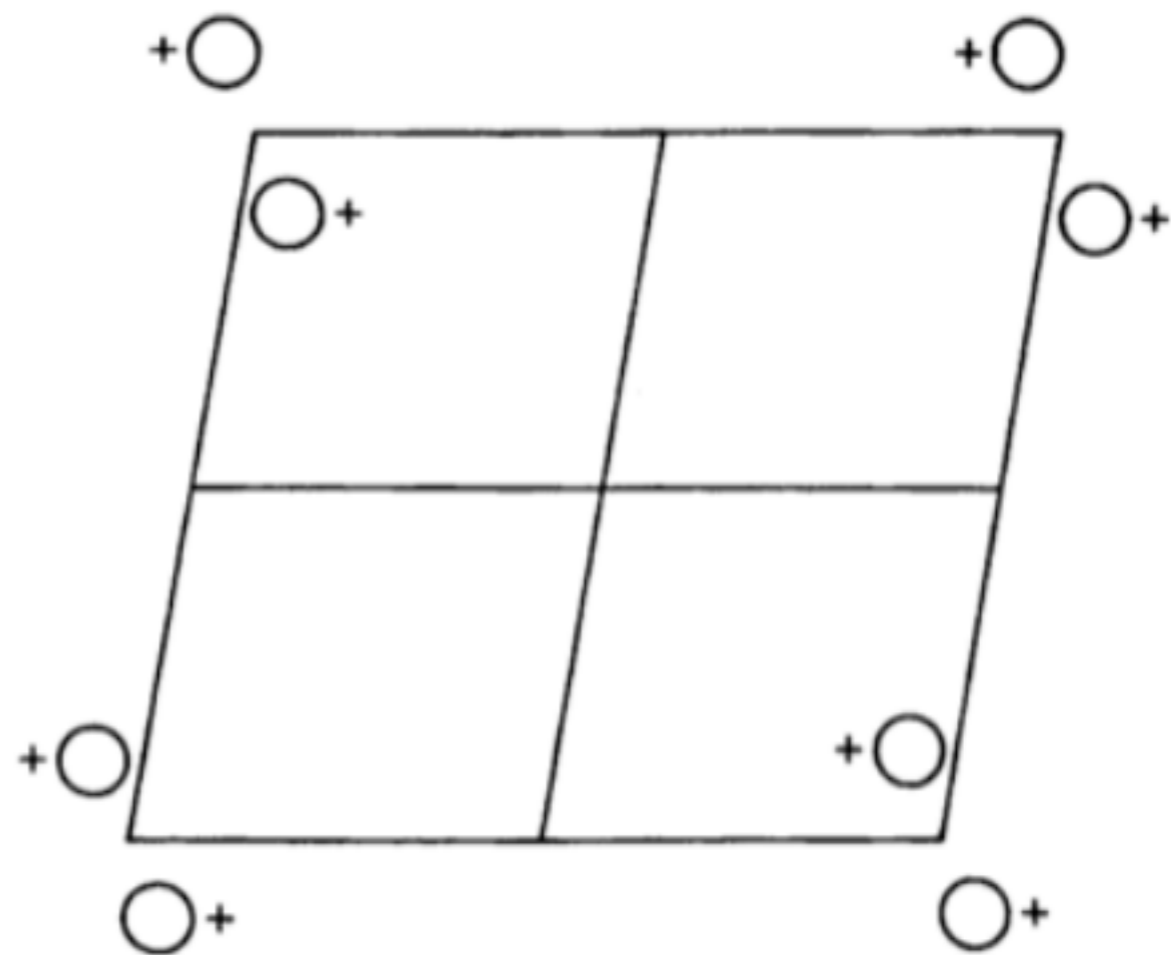
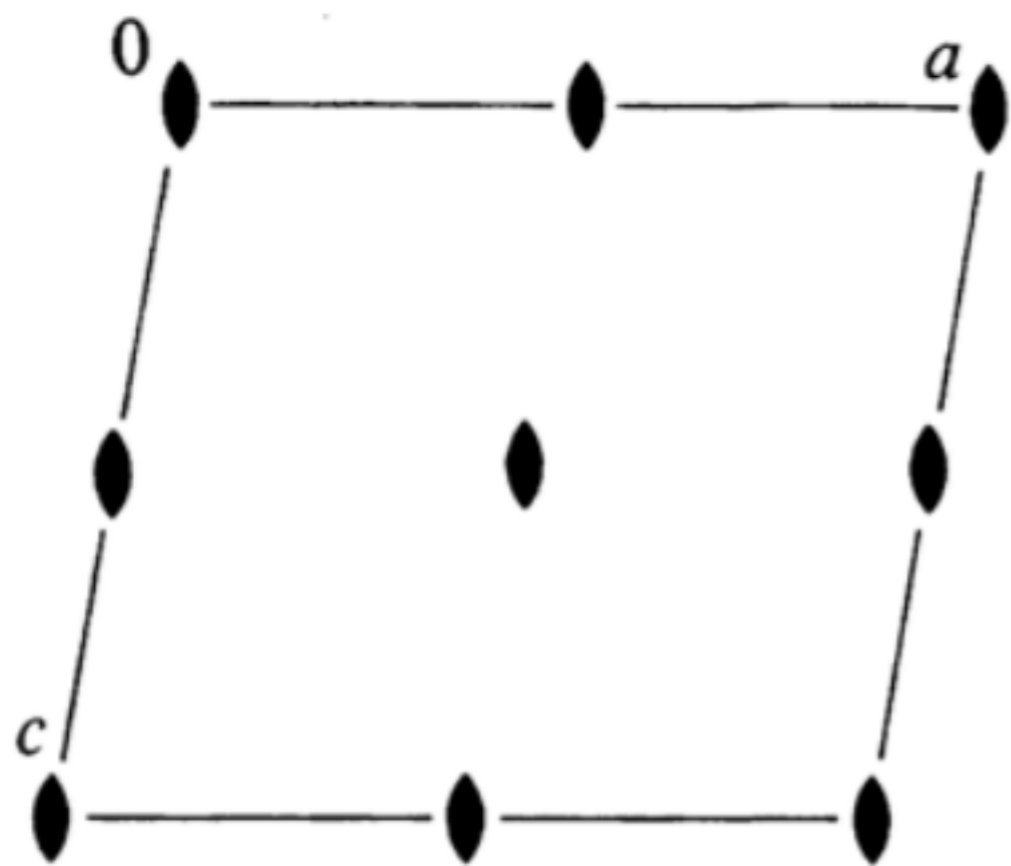
Symmetry operations that share (0,0,z) as geometric element } 1st, 2nd, 3rd powers + all coaxial equivalents

All rotations and screw rotations with the same axis, the same angle and sense of rotation and the same screw vector (zero for rotation) up to a lattice translation vector.

Element set of (0,0,z) line

2	-x,-y,z
4+	-y,x,z
4-	y,-x,z
2(0,0,1)	-x,-y,z+1
...	...





Symmetry element diagram (left) and *General position* diagram (right) of the space group $P2$, No. 3 (unique axis b , cell choice 1).

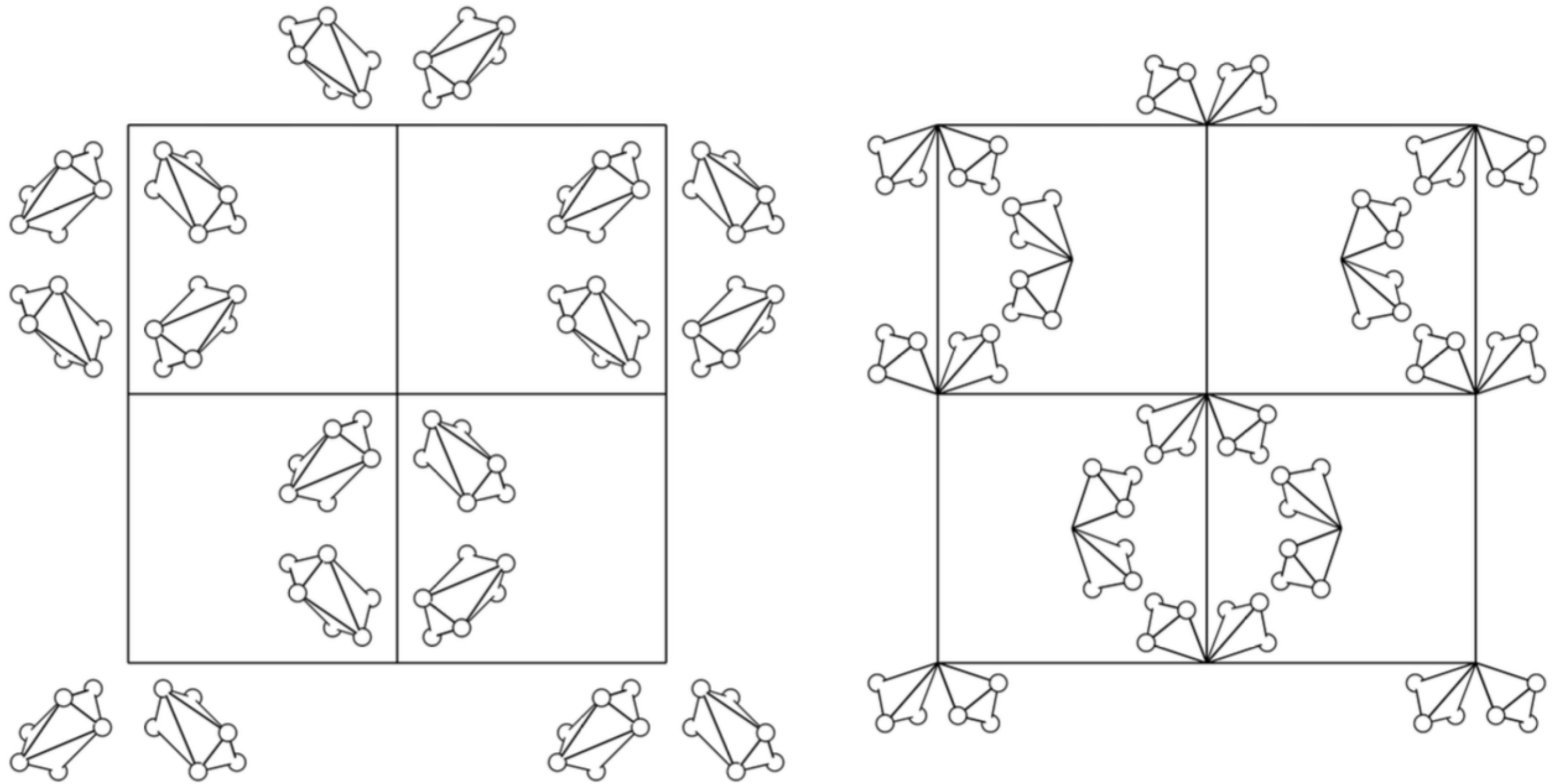


Figure 2.5 *General position* diagrams of the space group $I4_132$, No. 214. Left diagram: polyhedra (twisted trigonal antiprisms) centres at $(\frac{1}{8}, \frac{1}{8}, \frac{1}{8})$ and its equivalent points, site-symmetry group $.32$. Right diagram: polyhedra (sphenoids) attached to $(0, 0, 0)$ and its equivalent points, site-symmetry group $.3..$

**ORIGINS
AND
ASYMMETRIC UNITS**

Space group $Cmm2$ (No. 35): left-hand page ITA

$Cmm2$

No. 35

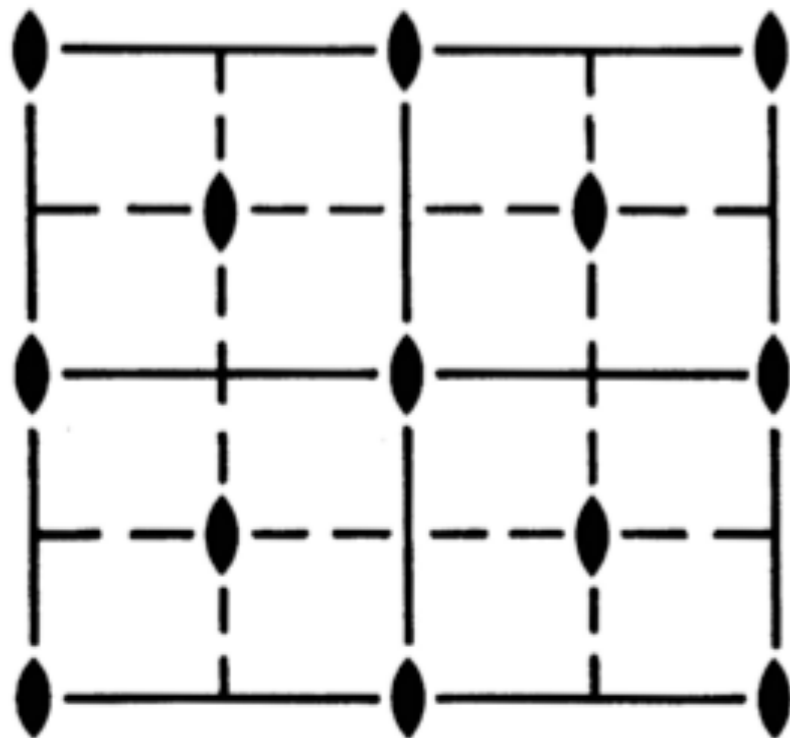
C_{2v}^{11}

$Cmm2$

$mm2$

Orthorhombic

Patterson symmetry $Cmmm$



Origin on $mm2$

Origin statement

The site symmetry of the origin is stated, if different from the identity.

A further symbol indicates all symmetry elements (including glide planes and screw axes) that pass through the origin, if any.

Space groups with two origins

For each of the two origins the location relative to the other origin is also given.

Example: Different origins for $Pn\bar{1}$

$Pn\bar{1}$

D_{2h}^2

$m\bar{1}\bar{1}$

Orthorhombic

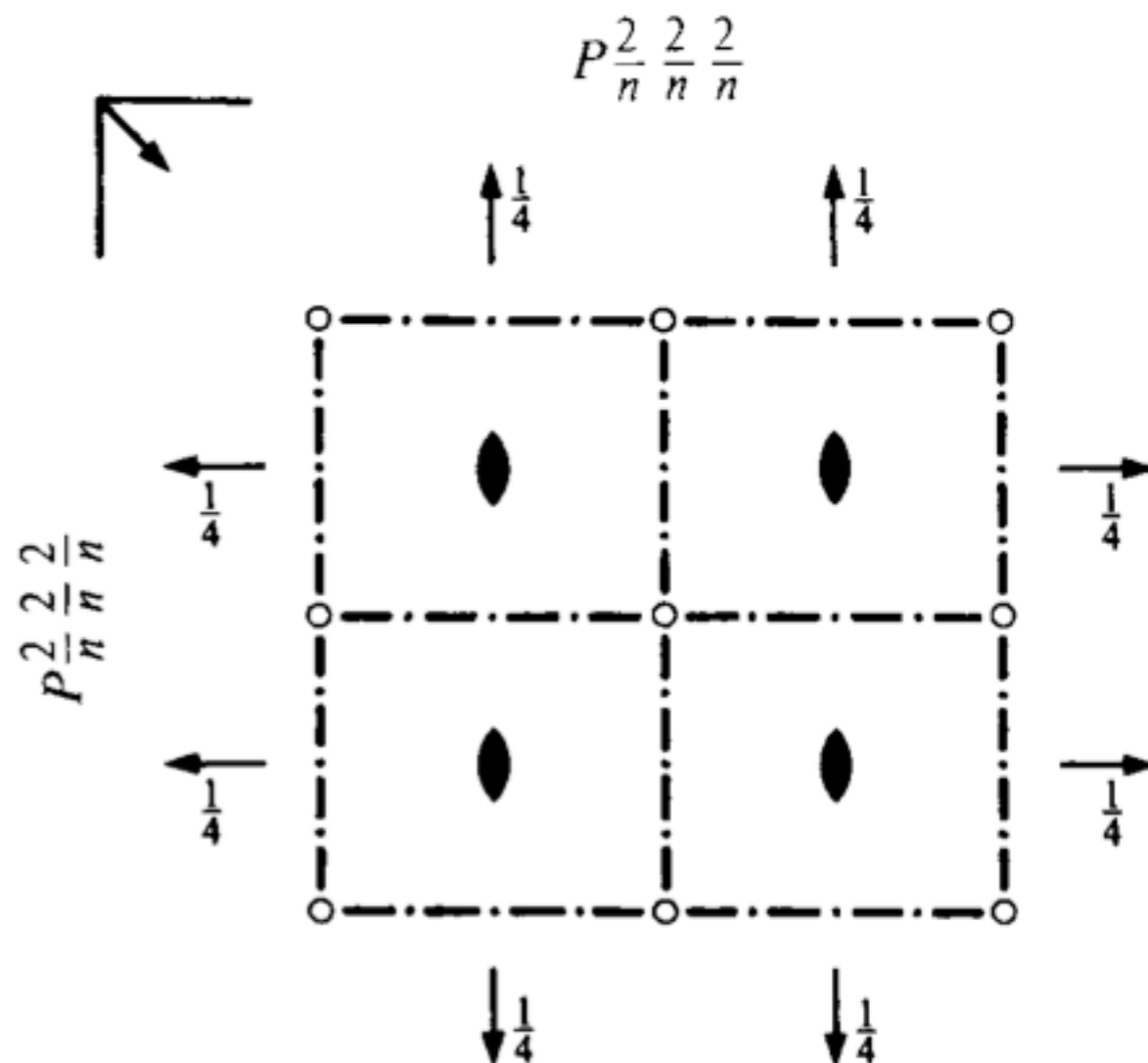
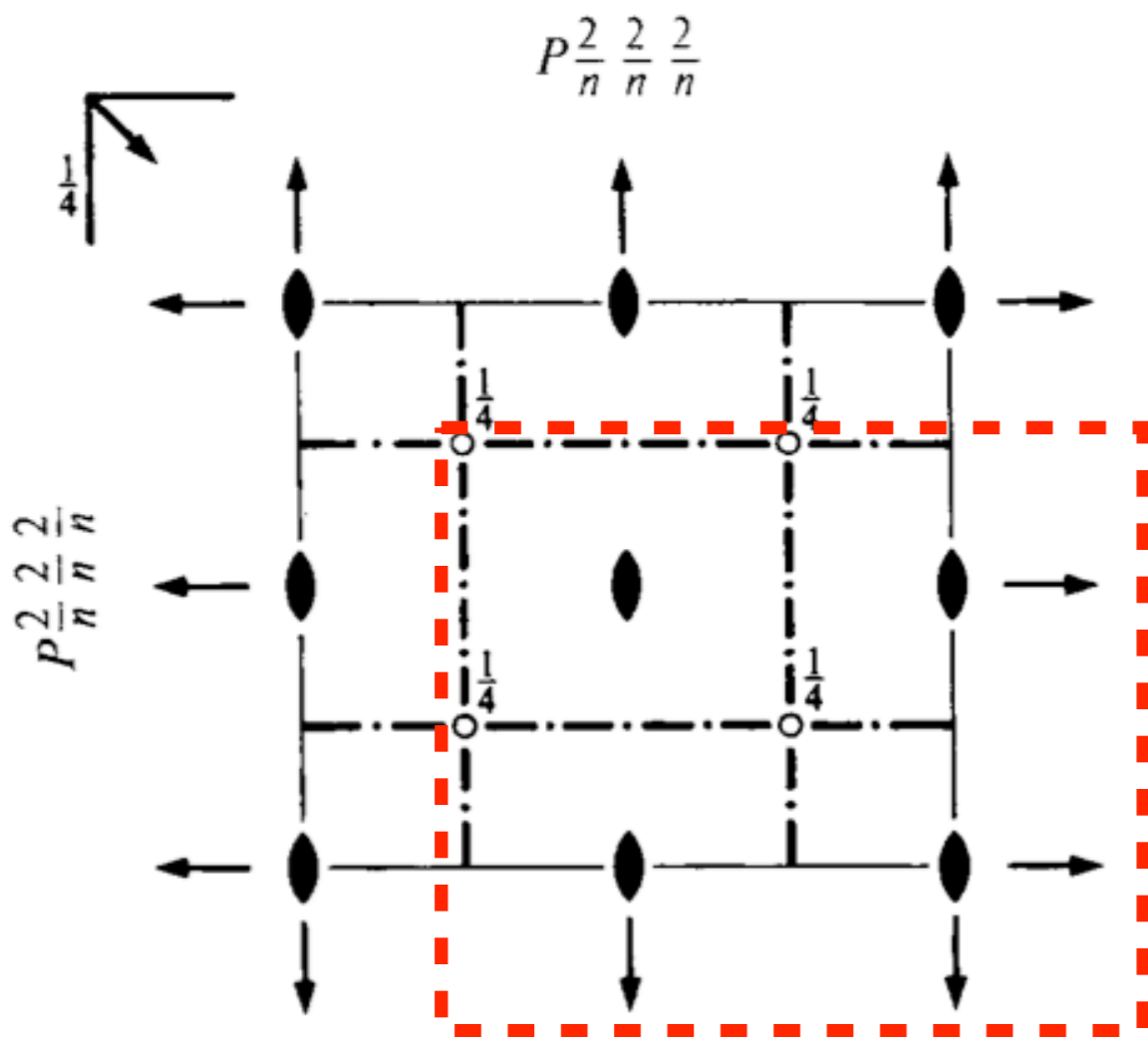
No. 48

$P 2/n 2/n 2/n$

Patterson symmetry $Pm\bar{1}\bar{1}$

ORIGIN CHOICE 1

ORIGIN CHOICE 2



Origin at $22\bar{2}$, at $\frac{1}{4}, \frac{1}{4}, \frac{1}{4}$ from $\bar{1}$

Origin at $\bar{1}$ at $n\bar{1}\bar{1}$, at $-\frac{1}{4}, -\frac{1}{4}, -\frac{1}{4}$ from $22\bar{2}$

Example: Asymmetric unit $Cmm2$ (No. 35)

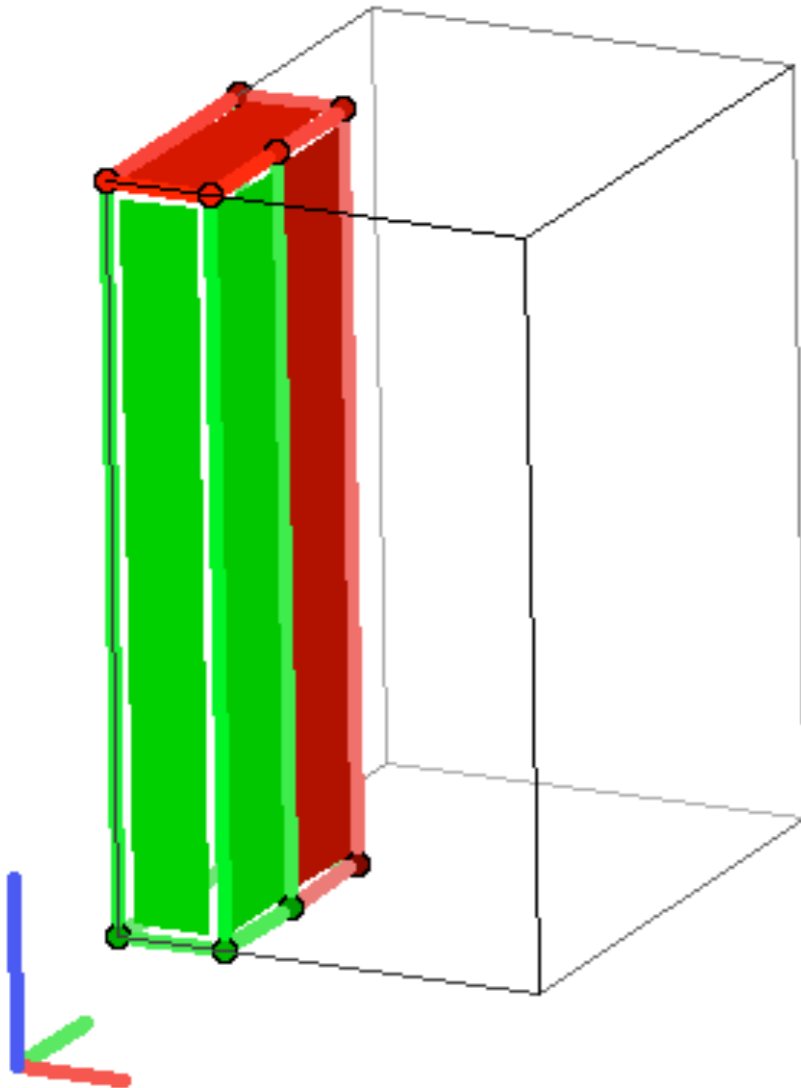
ITA:

Asymmetric unit

$$0 \leq x \leq \frac{1}{4}; \quad 0 \leq y \leq \frac{1}{2}; \quad 0 \leq z \leq 1$$

Surface area: green = inside the asymmetric unit, red = outside

Basis vectors: a = red, b = green, c = blue



Number of vertices: 8

0, 1/2, 0
0, 1/2, 1
1/4, 1/2, 1
1/4, 0, 1
0, 0, 0
1/4, 1/2, 0
0, 0, 1
1/4, 0, 0

Number of facets: 6

$x \geq 0$
 $x \leq 1/4$ [$y \leq 1/4$]
 $y \geq 0$
 $y \leq 1/2$
 $z \geq 0$
 $z < 1$

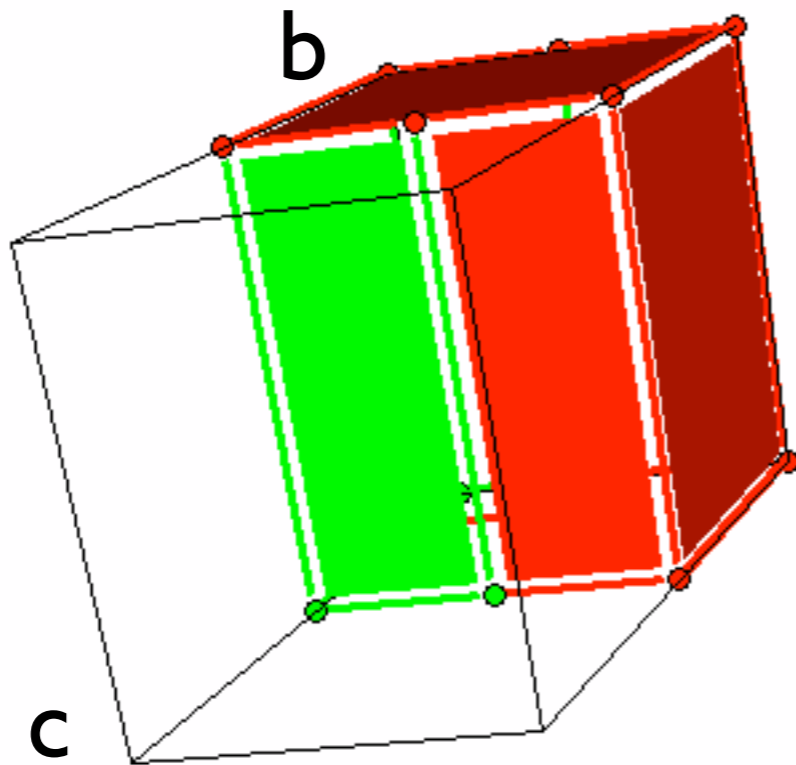
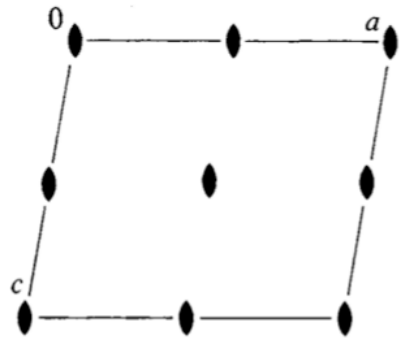
[\[Guide to notation\]](#)

(output cctbx: Ralf Grosse-Kustelwe)

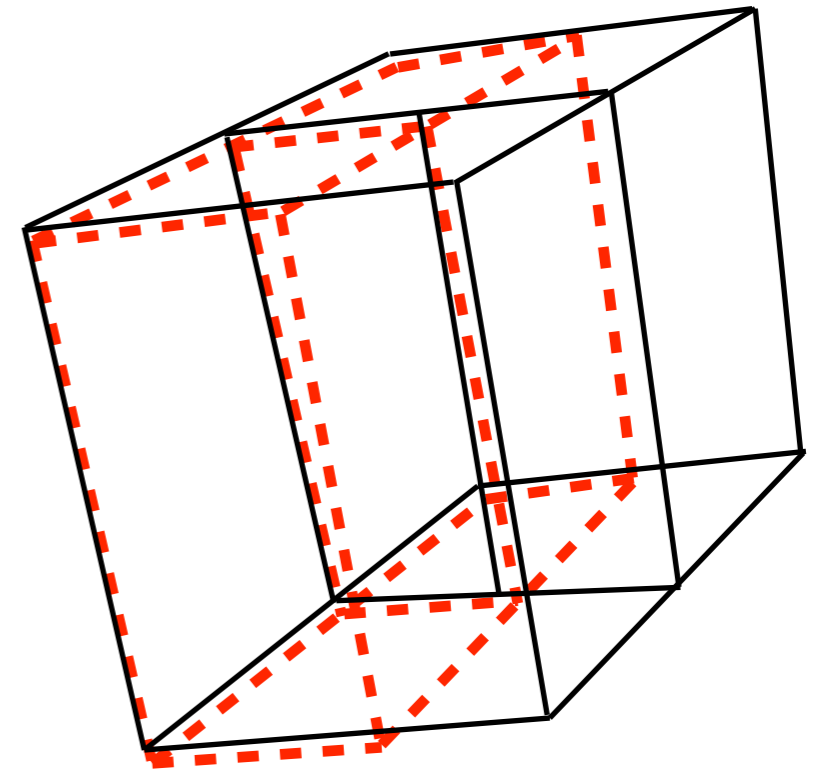
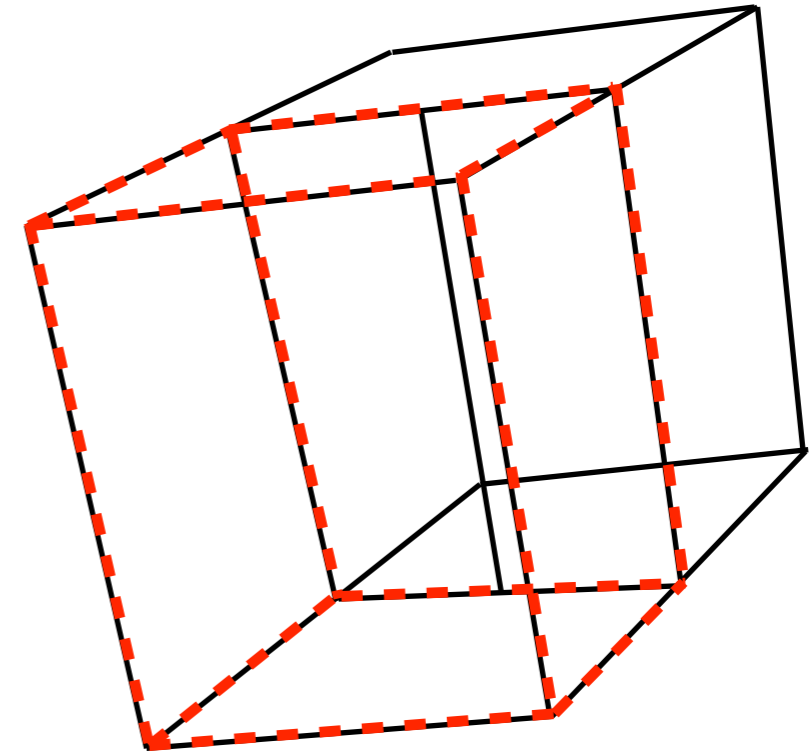
ITA:

An asymmetric unit of a space group is a (simply connected) smallest closed part of space from which, by application of all symmetry operations of the space group, the whole of space is filled.

Example: Asymmetric units for the space group P121



a



Number of vertices: 8

0, 1, 1/2
 1, 1, 0
 1, 0, 0
 0, 0, 1/2
 1, 0, 1/2
 0, 0, 0
 0, 1, 0
 1, 1, 1/2

Number of facets: 6

$x \geq 0$
 $x < 1$
 $y \geq 0$
 $y < 1$
 $z \geq 0$ [$x \leq 1/2$]
 $z \leq 1/2$ [$x \leq 1/2$]

[\[Guide to notation\]](#)

(output cctbx: Ralf Grosse-Kustelwe)

GENERAL
AND
SPECIAL WYCKOFF
POSITIONS
SITE-SYMMETRY

Group Actions

Group Actions

A *group action* of a group \mathcal{G} on a set $\Omega = \{\omega \mid \omega \in \Omega\}$ assigns to each pair (g, ω) an object $\omega' = g(\omega)$ of Ω such that the following hold:

- (i) applying two group elements g and g' consecutively has the same effect as applying the product $g'g$, i.e. $g'(g(\omega)) = (g'g)(\omega)$
- (ii) applying the identity element e of \mathcal{G} has no effect on ω , i.e. $e(\omega) = \omega$ for all ω in Ω .

Orbit and Stabilizer

The set $\omega^{\mathcal{G}} := \{g(\omega) \mid g \in \mathcal{G}\}$ of all objects in the orbit of ω is called the *orbit of ω under \mathcal{G}* .

The set $S_{\mathcal{G}}(\omega) := \{g \in \mathcal{G} \mid g(\omega) = \omega\}$ of group elements that do not move the object ω is a subgroup of \mathcal{G} called the *stabilizer of ω in \mathcal{G}* .

Equivalence classes

Via this equivalence relation, the action of \mathcal{G} partitions the objects in Ω into *equivalence classes*.

General and special Wyckoff positions

Orbit of a point X_0 under G : $G(X_0) = \{(W, w)X_0, (W, w) \in G\}$
 Multiplicity

Site-symmetry group $S_0 = \{(W, w)\}$ of a point X_0

$$(W, w)X_0 = X_0$$

$$\left(\begin{array}{ccc|c} a & b & c & w \\ d & e & f & w \\ g & h & i & w \end{array} \right) \begin{array}{c} x_0 \\ y_0 \\ z_0 \end{array} = \begin{array}{c} x_0 \\ y_0 \\ z_0 \end{array}$$

Multiplicity: $|P|/|S_0|$

General position X_0

$$S = \{(I, \bullet)\} \simeq 1$$

Multiplicity: $|P|$

Special position X_0

$$S > 1 = \{(I, \bullet), \dots, \}$$

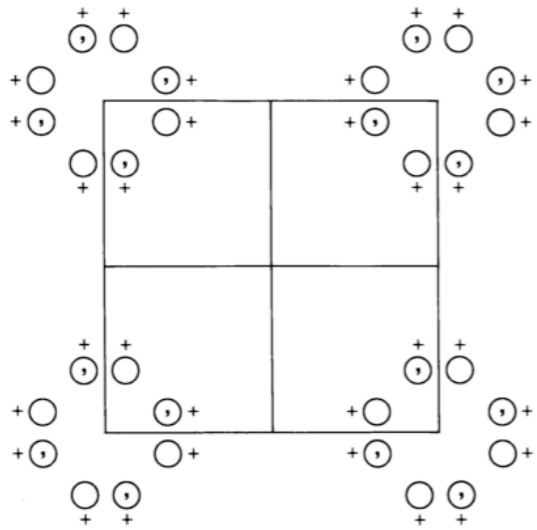
Multiplicity: $|P|/|S_0|$

Site-symmetry groups: oriented symbols

General position

- (i) coordinate triplets of an image point \tilde{X} of the original point $X = \begin{matrix} x \\ y \\ z \end{matrix}$ under (W, w) of G
- presentation of infinite image points \tilde{X} under the action of (W, w) of $G: 0 \leq x_i < 1$
- (ii) short-hand notation of the matrix-column pairs (W, w) of the symmetry operations of G
- presentation of infinite symmetry operations of G
 $(W, w) = (I, t_n)(W, w_0), 0 \leq w_{i0} < 1$

General Position of Space groups



As coordinate triplets of an image point \tilde{X} of the original point $X = \begin{bmatrix} x \\ y \\ z \end{bmatrix}$ under (W, w) of G

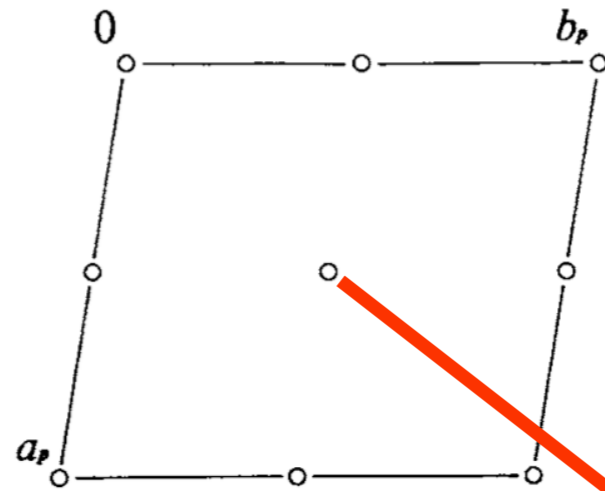
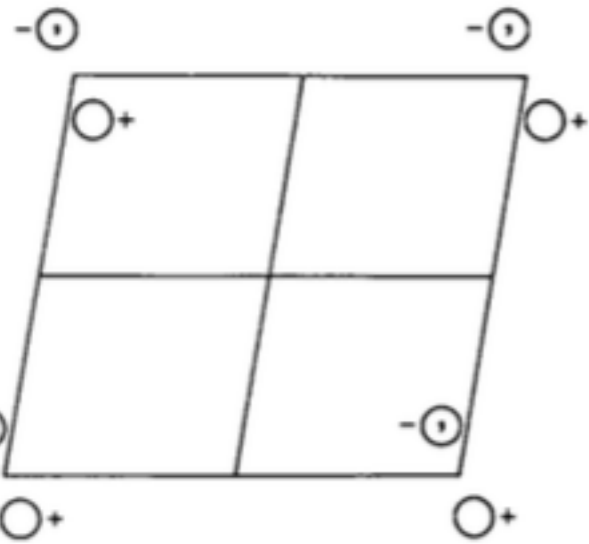
General position

$(1,0)X$	$(W_2, w_2)X$...	$(W_m, w_m)X$...	$(W_i, w_i)X$
$(1, t_1)X$	$(W_2, w_2 + t_1)X$...	$(W_m, w_m + t_1)X$...	$(W_i, w_i + t_1)X$
$(1, t_2)X$	$(W_2, w_2 + t_2)X$...	$(W_m, w_m + t_2)X$...	$(W_i, w_i + t_2)X$
...
$(1, t_j)X$	$(W_2, w_2 + t_j)X$...	$(W_m, w_m + t_j)X$...	$(W_i, w_i + t_j)X$
...

-presentation of infinite image points \tilde{X} of X under the action of (W, w) of G : $0 \leq x_i < 1$

Example: Calculation of the Site-symmetry groups

Group P-1



Positions

Multiplicity,
Wyckoff letter,
Site symmetry

Coordinate

Multiplicity	Wyckoff letter	Site symmetry	(1) x, y, z	(2) $\bar{x}, \bar{y}, \bar{z}$
2	i	1	x, y, z	$\bar{x}, \bar{y}, \bar{z}$
1	h	$\bar{1}$	$\frac{1}{2}, \frac{1}{2}, \frac{1}{2}$	
1	g	$\bar{1}$	$0, \frac{1}{2}, \frac{1}{2}$	
1	f	$\bar{1}$	$\frac{1}{2}, 0, \frac{1}{2}$	
1	e	$\bar{1}$	$\frac{1}{2}, \frac{1}{2}, 0$	
1	d	$\bar{1}$	$\frac{1}{2}, 0, 0$	
1	c	$\bar{1}$	$0, \frac{1}{2}, 0$	
1	b	$\bar{1}$	$0, 0, \frac{1}{2}$	
1	a	$\bar{1}$	$0, 0, 0$	

$$S = \{(W, w), (W, w)X_o = X_o\}$$

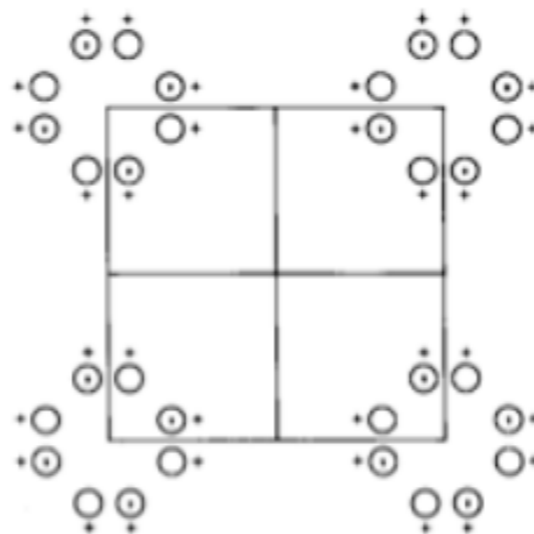
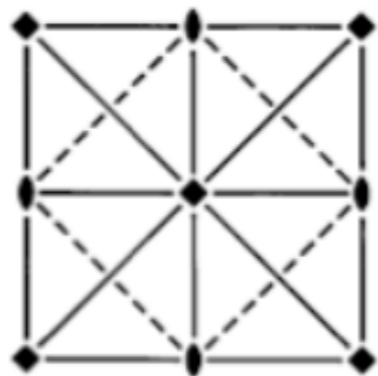
$$\begin{pmatrix} -1 & & & 0 \\ & -1 & & 0 \\ & & -1 & 0 \\ & & & 1 \end{pmatrix} \begin{pmatrix} 1/2 \\ 0 \\ 1/2 \\ 0 \end{pmatrix} = \begin{pmatrix} -1/2 \\ 0 \\ -1/2 \\ 0 \end{pmatrix}$$

$$S_f = \{(1, 0), (-1, 101)X_f = X_f\}$$

$$S_f \cong \{1, -1\} \quad \text{isomorphic}$$

Example

Space group P4mm



No. 99

Generators selected (1); $t(1,0,0)$; $t(0,1,0)$; $t(0,0,1)$; (2); (3); (5)

Positions

Multiplicity,
Wyckoff letter,
Site symmetry

Coordinates

8	<i>g</i>	1	(1) x, y, z	(2) \bar{x}, \bar{y}, z	(3) \bar{y}, x, z	(4) y, \bar{x}, z
			(5) x, \bar{y}, z	(6) \bar{x}, y, z	(7) \bar{y}, \bar{x}, z	(8) y, x, z

4	<i>f</i>	. <i>m</i> .	$x, \frac{1}{2}, z$	$\bar{x}, \frac{1}{2}, z$	$\frac{1}{2}, x, z$	$\frac{1}{2}, \bar{x}, z$
---	----------	--------------	---------------------	---------------------------	---------------------	---------------------------

4	<i>e</i>	. <i>m</i> .	$x, 0, z$	$\bar{x}, 0, z$	$0, x, z$	$0, \bar{x}, z$
---	----------	--------------	-----------	-----------------	-----------	-----------------

4	<i>d</i>	. . <i>m</i>	x, x, z	\bar{x}, \bar{x}, z	\bar{x}, x, z	x, \bar{x}, z
---	----------	--------------	-----------	-----------------------	-----------------	-----------------

2	<i>c</i>	2 <i>m m</i> .	$\frac{1}{2}, 0, z$	$0, \frac{1}{2}, z$		
---	----------	----------------	---------------------	---------------------	--	--

1	<i>b</i>	4 <i>m m</i>	$\frac{1}{2}, \frac{1}{2}, z$			
---	----------	--------------	-------------------------------	--	--	--

1	<i>a</i>	4 <i>m m</i>	$0, 0, z$			
---	----------	--------------	-----------	--	--	--

EXAMPLE

Space group P4mm

General and special Wyckoff positions of P4mm

	8	<i>g</i>	1	(1) x, y, z (5) x, \bar{y}, z	(2) \bar{x}, \bar{y}, z (6) \bar{x}, y, z	(3) \bar{y}, x, z (7) \bar{y}, \bar{x}, z	(4) y, \bar{x}, z (8) y, x, z		
			4	<i>f</i>	$. m .$	$x, \frac{1}{2}, z$	$\bar{x}, \frac{1}{2}, z$	$\frac{1}{2}, x, z$	$\frac{1}{2}, \bar{x}, z$
			4	<i>e</i>	$. m .$	$x, 0, z$	$\bar{x}, 0, z$	$0, x, z$	$0, \bar{x}, z$
			4	<i>d</i>	$. . m$	x, x, z	\bar{x}, \bar{x}, z	\bar{x}, x, z	x, \bar{x}, z
			2	<i>c</i>	$2 m m .$	$\frac{1}{2}, 0, z$	$0, \frac{1}{2}, z$		
			1	<i>b</i>	$4 m m$	$\frac{1}{2}, \frac{1}{2}, z$			
			1	<i>a</i>	$4 m m$	$0, 0, z$			

Symmetry operations

- | | | | |
|------------------------|------------------------|------------------------------|------------------------|
| (1) 1 | (2) 2 $0, 0, z$ | (3) 4^+ $0, 0, z$ | (4) 4^- $0, 0, z$ |
| (5) <i>m</i> $x, 0, z$ | (6) <i>m</i> $0, y, z$ | (7) <i>m</i> x, \bar{x}, z | (8) <i>m</i> x, x, z |

Bilbao Crystallographic Server

Problem:

Wyckoff positions
Site-symmetry groups
Coordinate transformations

WYCKPOS

Wyckoff Positions

space group

How to select the group

The space groups are specified by their number as given in the *International Tables for Crystallography*, Vol. A. You can give this number, if you know it, or you can choose it from the table with the space group numbers and symbols if you click on the link **choose it**.

If you are using this program in the preparation of a paper, please cite it in the following form:

Aroyo, et. al. Zeitschrift fuer Kristallographie (2006), 221, 1, 15-27.

Please, enter the sequential number of group as given in *International Tables for Crystallography*, Vol. A or **choose it**:

68

Standard/Default Setting

Non Conventional Setting

ITA Settings

Standard basis

ITA-Settings for the Space Group 68

Settings must be read by columns. P is the transformation of

$$(a, b, c)_n = (a, b, c)_s P$$

ITA settings

Transformation of the basis

ITA number	Setting	P	P ⁻¹
68	C c c e [origin 1]	a,b,c	a,b,c
68	A e a a [origin 1]	c,a,b	b,c,a
68	B b e b [origin 1]	b,c,a	c,a,b
68	C c c e [origin 2]	a,b,c	a,b,c
68	A e a a [origin 2]	c,a,b	b,c,a
68	B b e b [origin 2]	b,c,a	c,a,b

*Cc**ce*

D_{2h}^{22}

mmm

Orthorhombic

No. 68

C 2/c 2/c 2/e

Patterson symmetry *Cmmm*

INTERNATIONAL TABLES
for CRYSTALLOGRAPHY
WILEY

Volume
A
Space-group symmetry
Edited by Moisés I. Aroyo
Sixth edition

16	<i>i</i>	1	(1) x, y, z (5) $\bar{x}, \bar{y}, \bar{z}$	(2) $\bar{x} + \frac{1}{2}, \bar{y}, z$ (6) $x + \frac{1}{2}, y, \bar{z}$	(3) $\bar{x}, y, \bar{z} + \frac{1}{2}$ (7) $x, \bar{y}, z + \frac{1}{2}$	(4) $x + \frac{1}{2}, \bar{y}, \bar{z} + \frac{1}{2}$ (8) $\bar{x} + \frac{1}{2}, y, z + \frac{1}{2}$
8	<i>h</i>	..2	$\frac{1}{4}, 0, z$	$\frac{3}{4}, 0, \bar{z} + \frac{1}{2}$	$\frac{3}{4}, 0, \bar{z}$	$\frac{1}{4}, 0, z + \frac{1}{2}$
8	<i>g</i>	..2	$0, \frac{1}{4}, z$	$0, \frac{1}{4}, \bar{z} + \frac{1}{2}$	$0, \frac{3}{4}, \bar{z}$	$0, \frac{3}{4}, z + \frac{1}{2}$
8	<i>f</i>	.2.	$0, y, \frac{1}{4}$	$\frac{1}{2}, \bar{y}, \frac{1}{4}$	$0, \bar{y}, \frac{3}{4}$	
8	<i>e</i>	2..	$x, \frac{1}{4}, \frac{1}{4}$	$\bar{x} + \frac{1}{2}, \frac{3}{4}, \frac{1}{4}$	$\bar{x}, \frac{3}{4}, \frac{3}{4}$	
8	<i>d</i>	$\bar{1}$	$0, 0, 0$	$\frac{1}{2}, 0, 0$	$0, 0, \frac{1}{2}$	
8	<i>c</i>	$\bar{1}$	$\frac{1}{4}, \frac{3}{4}, 0$	$\frac{1}{4}, \frac{1}{4}, 0$	$\frac{3}{4}, \frac{3}{4}, \frac{1}{2}$	
4	<i>b</i>	222	$0, \frac{1}{4}, \frac{3}{4}$	$0, \frac{3}{4}, \frac{1}{4}$		
4	<i>a</i>	222	$0, \frac{1}{4}, \frac{1}{4}$	$0, \frac{3}{4}, \frac{3}{4}$		

Wyckoff Positions of Group 68 (*Cc**ce*) [origin choice 2]

Multiplicity	Wyckoff letter	Site symmetry	Coordinates
			(0,0,0) + (1/2,1/2,0) +
16	<i>i</i>	1	$(x, y, z) (-x+1/2, -y, z) (-x, y, -z+1/2) (x+1/2, -y, -z+1/2)$ $(-x, -y, -z) (x+1/2, y, -z) (x, -y, z+1/2) (-x+1/2, y, z+1/2)$
8	<i>h</i>	..2	$(1/4, 0, z) (3/4, 0, -z+1/2) (3/4, 0, -z) (1/4, 0, z+1/2)$
8	<i>g</i>	..2	$(0, 1/4, z) (0, 1/4, -z+1/2) (0, 3/4, -z) (0, 3/4, z+1/2)$
8	<i>f</i>	.2.	$(0, y, 1/4) (1/2, -y, 1/4) (0, -y, 3/4) (1/2, y, 3/4)$
8	<i>e</i>	2..	$(x, 1/4, 1/4) (-x+1/2, 3/4, 1/4) (-x, 3/4, 3/4) (x+1/2, 1/4, 3/4)$
8	<i>d</i>	-1	$(0, 0, 0) (1/2, 0, 0) (0, 0, 1/2) (1/2, 0, 1/2)$
8	<i>c</i>	-1	$(1/4, 3/4, 0) (1/4, 1/4, 0) (3/4, 3/4, 1/2) (3/4, 1/4, 1/2)$
4	<i>b</i>	222	$(0, 1/4, 3/4) (0, 3/4, 1/4)$
4	<i>a</i>	222	$(0, 1/4, 1/4) (0, 3/4, 3/4)$

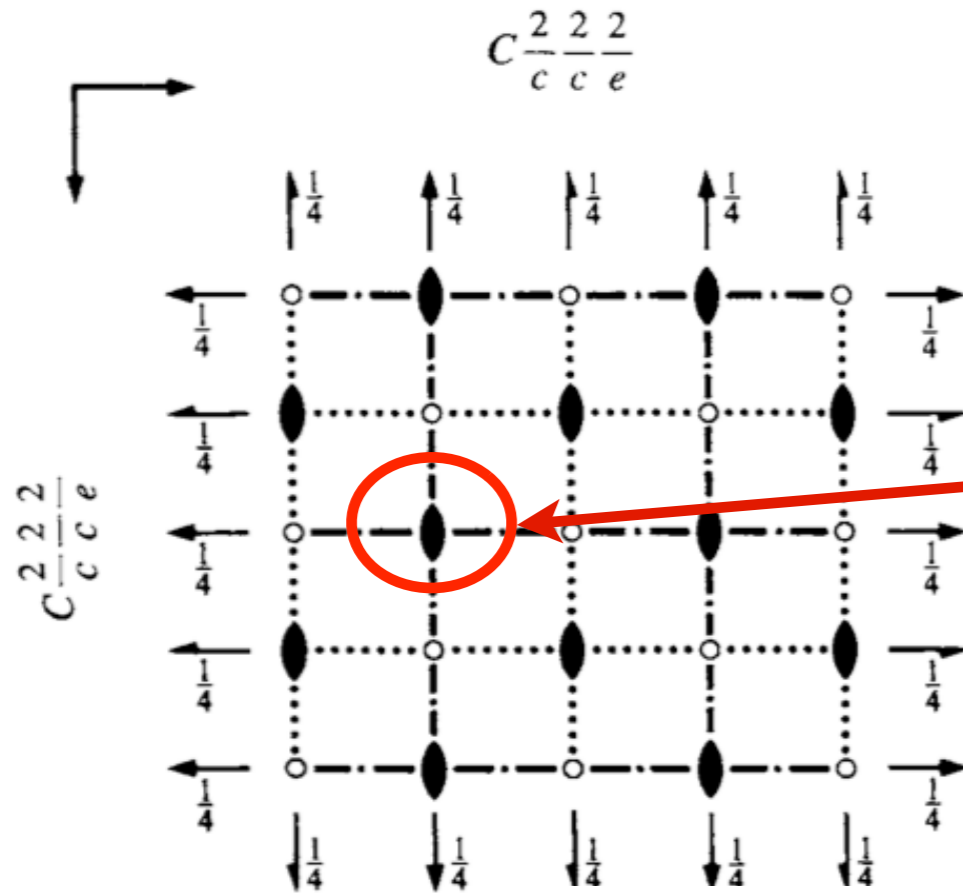
Space Group : 68 (*Cc**ce*) [origin choice 2]
Point : (0,1/4,1/4)
Wyckoff Position : 4a

Site Symmetry Group 222

x, y, z	$\begin{pmatrix} 1 & 0 & 0 & 0 \\ 0 & 1 & 0 & 0 \\ 0 & 0 & 1 & 0 \end{pmatrix}$	
$-x, y, -z+1/2$	$\begin{pmatrix} -1 & 0 & 0 & 0 \\ 0 & 1 & 0 & 0 \\ 0 & 0 & -1 & 1/2 \end{pmatrix}$	2 0,y,1/4
$-x, -y+1/2, z$	$\begin{pmatrix} -1 & 0 & 0 & 0 \\ 0 & -1 & 0 & 1/2 \\ 0 & 0 & 1 & 0 \end{pmatrix}$	2 0,1/4,z
$x, -y+1/2, -z+1/2$	$\begin{pmatrix} 1 & 0 & 0 & 0 \\ 0 & -1 & 0 & 1/2 \\ 0 & 0 & -1 & 1/2 \end{pmatrix}$	2 x,1/4,1/4

Bilbao Crystallographic Server

Example WYCKPOS: Wyckoff Positions Ccce (68)



Wyckoff position and site symmetry group of a specific point

Specify the point by its relative coordinates (in fractions or decimals)
Variable parameters (x,y,z) are also accepted

x = y = z =

2 1/2,y,1/4

2 x,1/4,1/4

Space Group : 68 (Ccce) [origin choice 2]

Point : (1/2,1/4,1/4)

Wyckoff Position : 4b

Site Symmetry Group 222

x,y,z	$\begin{pmatrix} 1 & 0 & 0 & 0 \\ 0 & 1 & 0 & 0 \\ 0 & 0 & 1 & 0 \end{pmatrix}$	1
-x+1,y,-z+1/2	$\begin{pmatrix} -1 & 0 & 0 & 1 \\ 0 & 1 & 0 & 0 \\ 0 & 0 & -1 & 1/2 \end{pmatrix}$	2 1/2,y,1/4
-x+1,-y+1/2,z	$\begin{pmatrix} -1 & 0 & 0 & 1 \\ 0 & -1 & 0 & 1/2 \\ 0 & 0 & 1 & 0 \end{pmatrix}$	2 1/2,1/4,z
x,-y+1/2,-z+1/2	$\begin{pmatrix} 1 & 0 & 0 & 0 \\ 0 & -1 & 0 & 1/2 \\ 0 & 0 & -1 & 1/2 \end{pmatrix}$	2 x,1/4,1/4

Consider the special Wyckoff positions of the the space group $P4mm$.

Determine the site-symmetry groups of Wyckoff positions $1a$ and $1b$. Compare the results with the listed ITA data

The coordinate triplets $(x, 1/2, z)$ and $(1/2, x, z)$, belong to Wyckoff position $4f$. Compare their site-symmetry groups.

Compare your results with the results of the program WYCKPOS.

EXERCISES

Problem 2.18

Consider the Wyckoff-positions data of the space group $I4_1/amd$ (No. 141), origin choice 2.

Determine the site-symmetry groups of Wyckoff positions 4a, 4c, 8d and 8e. Compare the results with the listed ITA data.

Compare your results with the results of the program WYCKPOS.

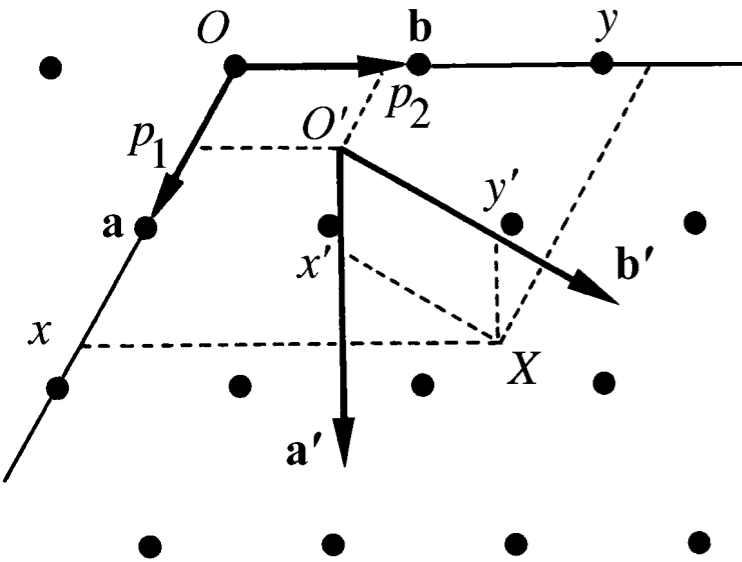
Characterize geometrically the isometries (3), (7), (12), (13) and (16) as listed under General Position. Compare the results with the corresponding geometric descriptions listed under Symmetry operations block in ITA. Comment on the differences between the corresponding symmetry operations listed under the sub-blocks (0, 0, 0) and (1/2, 1/2, 1/2).

Compare your results with the results of the program SYMMETRY OPERATIONS.

How do the above results change if origin choice 1 setting of $I4_1/amd$ is considered?

CO-ORDINATE
TRANSFORMATIONS
IN
CRYSTALLOGRAPHY

Co-ordinate transformation



3-dimensional space

$(\mathbf{a}, \mathbf{b}, \mathbf{c})$, origin O : point $X(x, y, z)$

(P, \mathbf{p}) ↓

$(\mathbf{a}', \mathbf{b}', \mathbf{c}')$, origin O' : point $X(x', y', z')$

Transformation matrix-column pair (P, \mathbf{p})

(i) linear part: change of orientation or length:

$$(\mathbf{a}', \mathbf{b}', \mathbf{c}') = (\mathbf{a}, \mathbf{b}, \mathbf{c})P$$

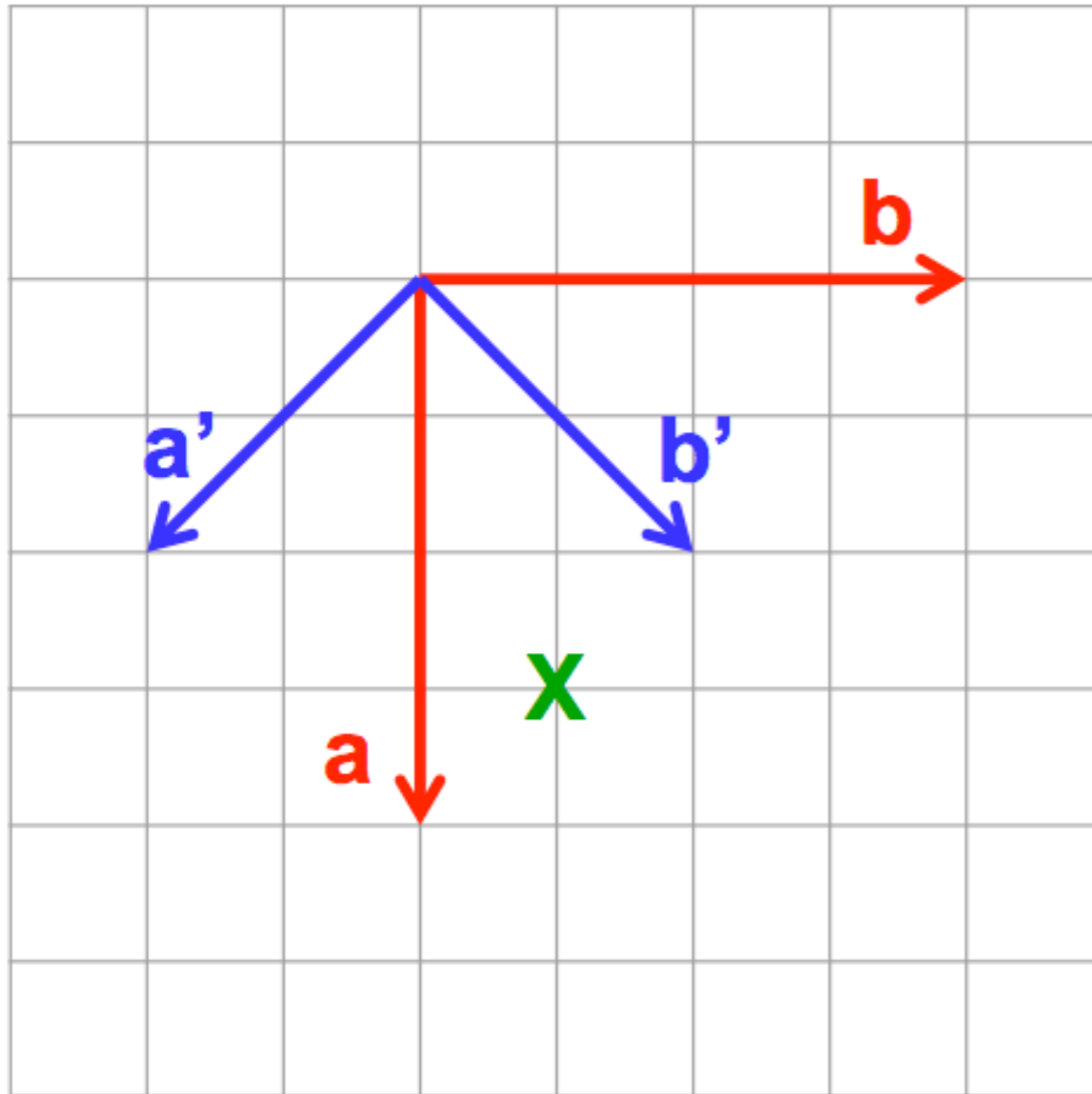
$$= (\mathbf{a}, \mathbf{b}, \mathbf{c}) \begin{pmatrix} P_{11} & P_{12} & P_{13} \\ P_{21} & P_{22} & P_{23} \\ P_{31} & P_{32} & P_{33} \end{pmatrix} = (P_{11}\mathbf{a} + P_{21}\mathbf{b} + P_{31}\mathbf{c}, \\ P_{12}\mathbf{a} + P_{22}\mathbf{b} + P_{32}\mathbf{c}, \\ P_{13}\mathbf{a} + P_{23}\mathbf{b} + P_{33}\mathbf{c}).$$

(ii) origin shift by a shift vector $\mathbf{p}(p_1, p_2, p_3)$:

$$\mathbf{O}' = \mathbf{O} + \mathbf{p}$$

the origin \mathbf{O}' has coordinates (p_1, p_2, p_3) in the old coordinate system

EXAMPLE



$$(a', b', c') = (a, b, c) \begin{pmatrix} \text{?} \\ \text{?} \\ \text{?} \end{pmatrix}$$

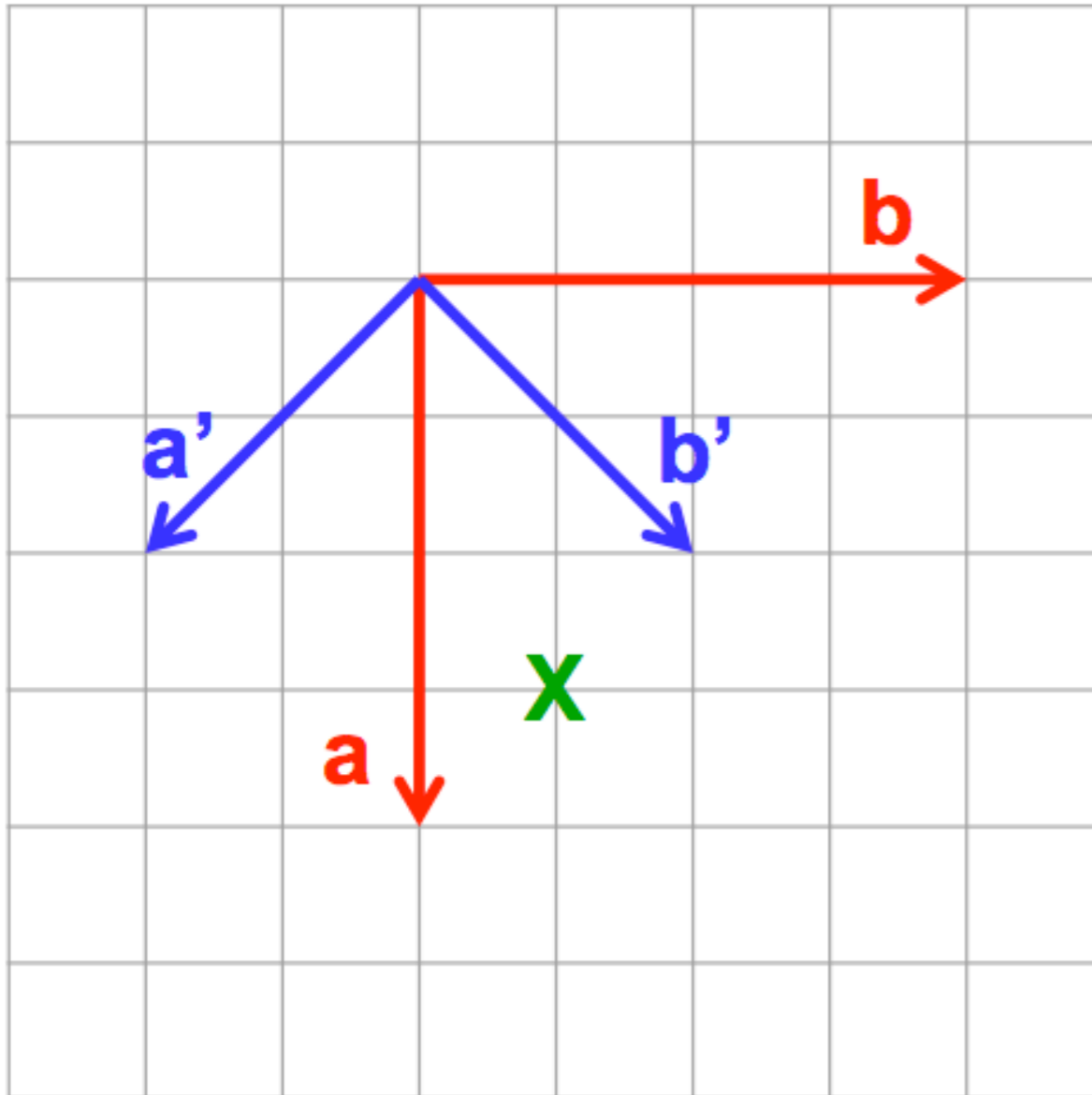
$$(a, b, c) = (a', b', c') \begin{pmatrix} \text{?} \\ \text{?} \\ \text{?} \end{pmatrix}$$

$$X = (3/4, 1/4, 0)$$

$$X' = (\text{?})$$

Write “new in terms of old” as column vectors.

EXAMPLE



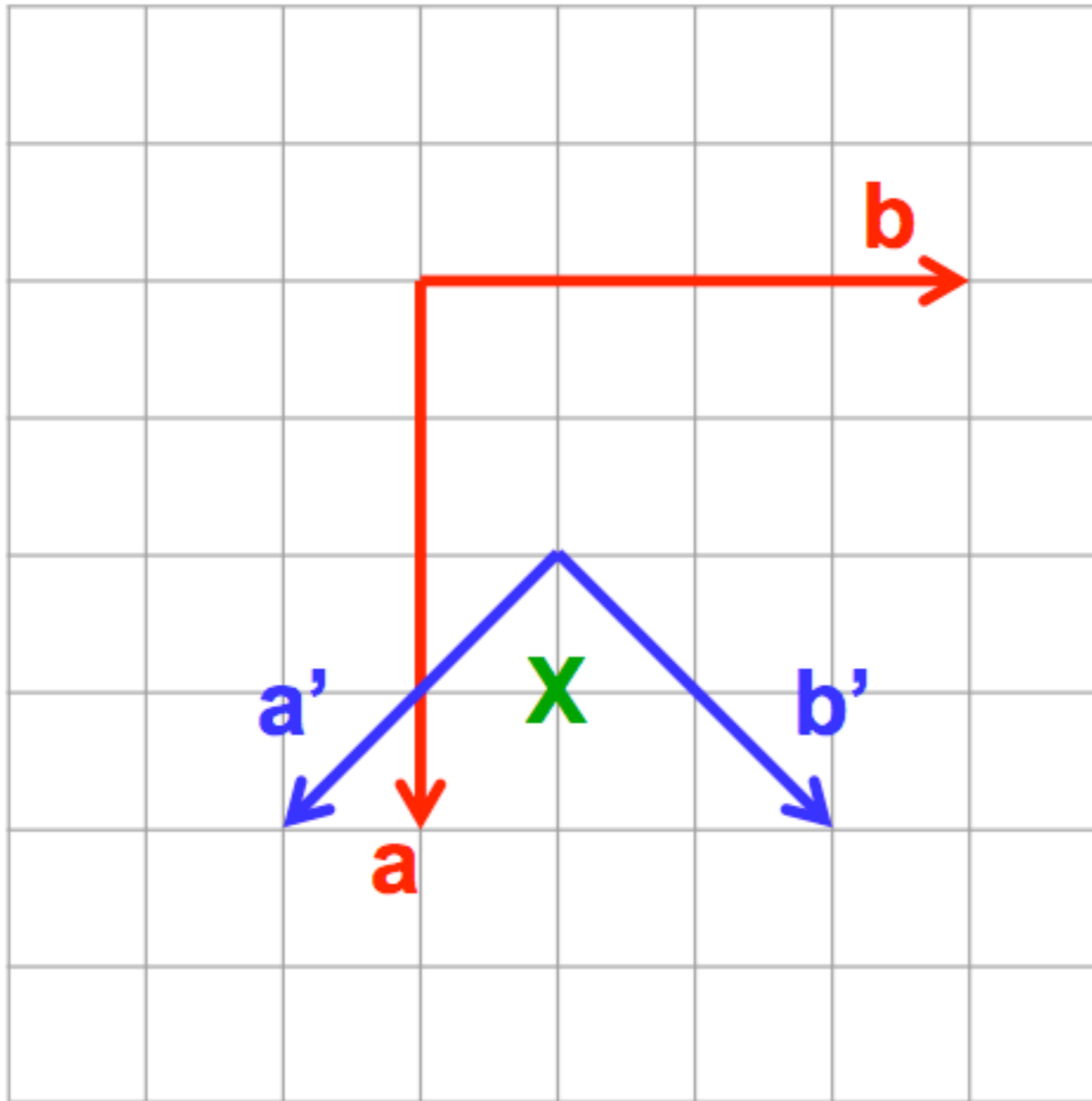
$$(a', b', c') = (a, b, c) \begin{pmatrix} 1/2 & 1/2 & 0 \\ -1/2 & 1/2 & 0 \\ 0 & 0 & 1 \end{pmatrix}$$

$$(a, b, c) = (a', b', c') \begin{pmatrix} 1 & -1 & 0 \\ 1 & 1 & 0 \\ 0 & 0 & 1 \end{pmatrix}$$

$$X = (3/4, 1/4, 0)$$

$$X' = (1/2, 1, 0)$$

EXAMPLE



$$p = \begin{pmatrix} \text{?} \end{pmatrix}$$

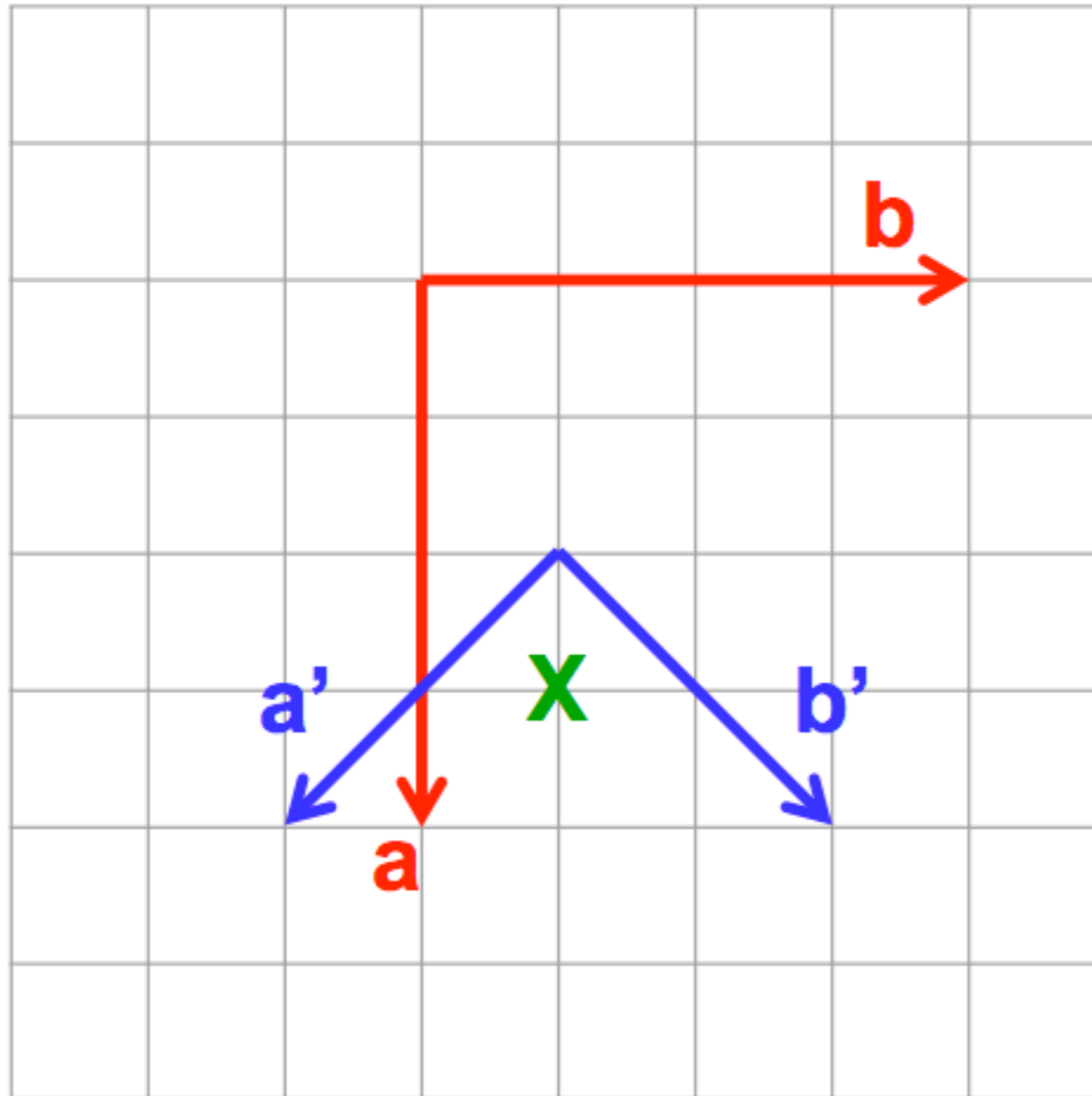
$$q = \begin{pmatrix} \text{?} \end{pmatrix}$$

$$X = (3/4, 1/4, 0)$$

$$X' = (\text{?})$$

Linear parts as before.

EXAMPLE



$$p = \begin{pmatrix} 1/2 \\ 1/4 \\ 0 \end{pmatrix}$$

$$q = \begin{pmatrix} -1/4 \\ -3/4 \\ 0 \end{pmatrix}$$

$$X = (3/4, 1/4, 0)$$

$$X' = (1/4, 1/4, 0)$$

Linear parts as before.

Transformation matrix-column pair (P,p)

$$(P,p) = \left(\begin{array}{ccc|c} 1/2 & 1/2 & 0 & 1/2 \\ -1/2 & 1/2 & 0 & 1/4 \\ 0 & 0 & 1 & 0 \end{array} \right)$$

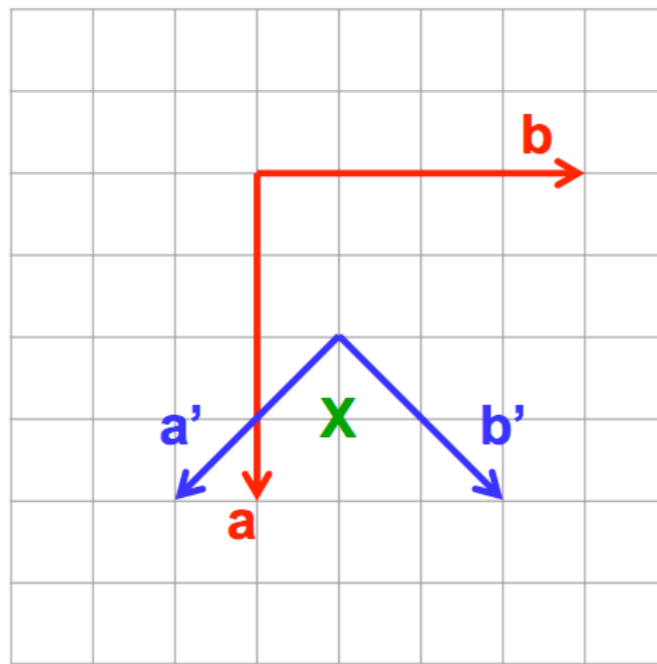
$$(P,p)^{-1} = \left(\begin{array}{ccc|c} 1 & -1 & 0 & -1/4 \\ 1 & 1 & 0 & -3/4 \\ 0 & 0 & 1 & 0 \end{array} \right)$$

$$\mathbf{a}' = 1/2\mathbf{a} - 1/2\mathbf{b}$$

$$\mathbf{b}' = 1/2\mathbf{a} + 1/2\mathbf{b}$$

$$\mathbf{c}' = \mathbf{c}$$

$$\mathbf{O}' = \mathbf{O} + \begin{array}{|c} 1/2 \\ 1/4 \\ 0 \end{array}$$



$$\mathbf{a} = \mathbf{a}' + \mathbf{b}'$$

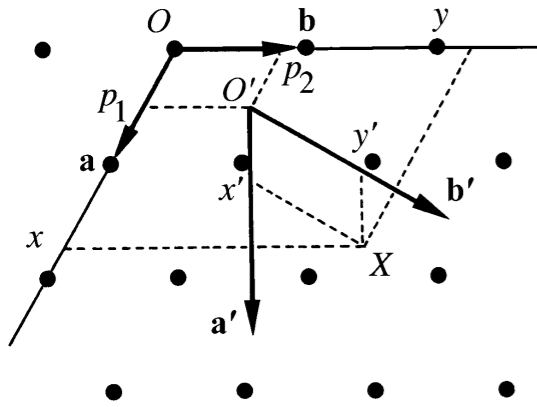
$$\mathbf{b} = -\mathbf{a}' + \mathbf{b}'$$

$$\mathbf{c} = \mathbf{c}'$$

$$\mathbf{O} = \mathbf{O}' + \begin{array}{|c} -1/4 \\ -3/4 \\ 0 \end{array}$$

Short-hand notation for the description of transformation matrices

Transformation matrix:



$(\mathbf{a}, \mathbf{b}, \mathbf{c})$, origin O

$$(P, p) = \begin{pmatrix} P_{11} & P_{12} & P_{13} & p_1 \\ P_{21} & P_{22} & P_{23} & p_2 \\ P_{31} & P_{32} & P_{33} & p_3 \end{pmatrix}$$

$(\mathbf{a}', \mathbf{b}', \mathbf{c}')$, origin O'

notation rules:

- written by **columns**
- coefficients 0, +1, -1
- different **columns** in one line
- origin shift

example:

1	-1		-1/4
1	1		-3/4
		1	0

$$\longrightarrow \left\{ a+b, -a+b, c; -1/4, -3/4, 0 \right.$$

Transformation of the coordinates of a point $X(x,y,z)$:

$$\begin{aligned}
 (X') &= (P,p)^{-1}(X) \\
 &= (P^{-1}, -P^{-1}p)(X)
 \end{aligned}
 \begin{array}{|c|} \hline \mathbf{x}' \\ \hline \mathbf{y}' \\ \hline \mathbf{z}' \\ \hline \end{array}
 = \left(\begin{array}{ccc|c} P_{11} & P_{12} & P_{13} & p_1 \\ P_{21} & P_{22} & P_{23} & p_2 \\ P_{31} & P_{32} & P_{33} & p_3 \end{array} \right)^{-1}
 \begin{array}{|c|} \hline x \\ \hline y \\ \hline z \\ \hline \end{array}$$

special cases

-origin shift ($\mathbf{P}=\mathbf{I}$):

$$\mathbf{x}' = \mathbf{x} - \mathbf{p}$$

-change of basis ($\mathbf{p}=\mathbf{o}$):

$$\mathbf{x}' = \mathbf{P}^{-1} \mathbf{x}$$

EXAMPLE

$$X' = (P,p)^{-1}X = \left(\begin{array}{ccc|c} 1 & -1 & 0 & -1/4 \\ 1 & 1 & 0 & -3/4 \\ 0 & 0 & 1 & 0 \end{array} \right) \begin{array}{|c|} \hline 3/4 \\ \hline 1/4 \\ \hline 0 \\ \hline \end{array} = \begin{array}{|c|} \hline 1/4 \\ \hline 1/4 \\ \hline 0 \\ \hline \end{array}$$

Covariant and contravariant crystallographic quantities

direct or crystal basis

$$(\mathbf{a}', \mathbf{b}', \mathbf{c}') = (\mathbf{a}, \mathbf{b}, \mathbf{c}) P = (\mathbf{a}, \mathbf{b}, \mathbf{c}) \begin{pmatrix} P_{11} & P_{12} & P_{13} \\ P_{21} & P_{22} & P_{23} \\ P_{31} & P_{32} & P_{33} \end{pmatrix}$$

reciprocal or dual basis

$$\begin{pmatrix} \mathbf{a}^{*'} \\ \mathbf{b}^{*'} \\ \mathbf{c}^{*'} \end{pmatrix} = P^{-1} \begin{pmatrix} \mathbf{a}^* \\ \mathbf{b}^* \\ \mathbf{c}^* \end{pmatrix} = \begin{pmatrix} P_{11} & P_{12} & P_{13} \\ P_{21} & P_{22} & P_{23} \\ P_{31} & P_{32} & P_{33} \end{pmatrix}^{-1} \begin{pmatrix} \mathbf{a}^* \\ \mathbf{b}^* \\ \mathbf{c}^* \end{pmatrix}$$

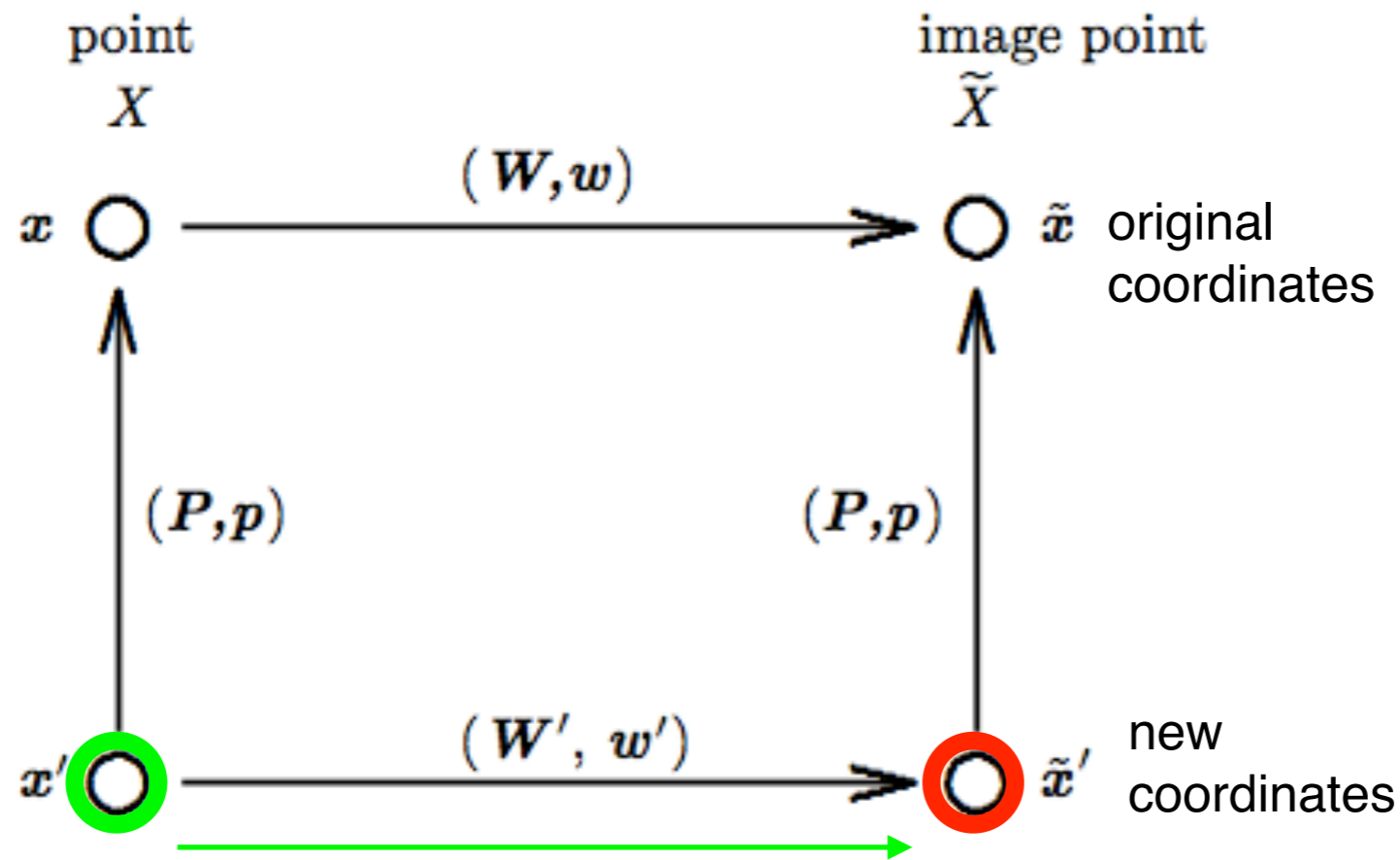
covariant to crystal basis: Miller indices

$$(h', k', l') = (h, k, l) P$$

contravariant to crystal basis: indices of a direction [u]

$$\begin{pmatrix} u' \\ v' \\ w' \end{pmatrix} = \begin{pmatrix} P_{11} & P_{12} & P_{13} \\ P_{21} & P_{22} & P_{23} \\ P_{31} & P_{32} & P_{33} \end{pmatrix}^{-1} \begin{pmatrix} u \\ v \\ w \end{pmatrix}$$

Transformation of symmetry operations (W, w)



i. $\tilde{x}' = (W', w')x'$,

ii. $\tilde{x}' = (P, p)^{-1}\tilde{x} = (P, p)^{-1}(W, w)x = (P, p)^{-1}(W, w)(P, p)x'$.

$$(W', w') = (P, p)^{-1}(W, w)(P, p)$$

Transformation of the coordinates of a point $X(x,y,z)$:

$$\begin{aligned}(X') &= (P, p)^{-1}(X) \\ &= (P^{-1}, -P^{-1}p)(X)\end{aligned}\quad \begin{array}{|c|} \hline x' \\ \hline y' \\ \hline z' \\ \hline\end{array} = \left(\begin{array}{|c|c|c|c|} \hline P_{11} & P_{12} & P_{13} & p_1 \\ \hline P_{21} & P_{22} & P_{23} & p_2 \\ \hline P_{31} & P_{32} & P_{33} & p_3 \\ \hline\end{array} \right)^{-1} \begin{array}{|c|} \hline x \\ \hline y \\ \hline z \\ \hline\end{array}$$

special cases

-origin shift ($P=I$):

$$x' = x - p$$

-change of basis ($p=0$):

$$x' = P^{-1}x$$

Transformation of symmetry operations (W,w) :

$$(W', w') = (P, p)^{-1}(W, w)(P, p)$$

Transformation by (P, p) of the unit cell parameters:

metric tensor G :
$$G' = P^t G P$$

The following matrix-column pairs (W,w) are referred with respect to a basis $(\mathbf{a},\mathbf{b},\mathbf{c})$:

$$(1) \ x,y,z \quad (2) \ -x,y+1/2,-z+1/2$$

$$(3) \ -x,-y,-z \quad (4) \ x,-y+1/2,z+1/2$$

(i) Determine the corresponding matrix-column pairs (W',w') with respect to the basis $(\mathbf{a}',\mathbf{b}',\mathbf{c}') = (\mathbf{a},\mathbf{b},\mathbf{c})\mathbf{P}$, with $\mathbf{P} = \mathbf{c},\mathbf{a},\mathbf{b}$.

(ii) Determine the coordinates X' of a point $X =$

0,70
0,31
0,95

Hints

$$(W',w') = (P,p)^{-1}(W,w)(P,p)$$

$$(X') = (P,p)^{-1}(X)$$

Problem: SYMMETRY DATA ITA SETTINGS

530 ITA settings of **orthorhombic** and **monoclinic** groups

4. SYNOPTIC TABLES OF SPACE-GROUP SYMBOLS

Table 4.3.1 (cont.)

MONOCLINIC SYSTEM

No. of space group	Schoenflies symbol	Standard short Hermann-Mauguin symbol	Extended Hermann-Mauguin symbols for various settings and cell choices						Unique axis <i>b</i> Unique axis <i>c</i> Unique axis <i>a</i>	
			\underline{abc}	\overline{cba}	\underline{abc}	$\underline{ba\bar{c}}$	\underline{abc}	\overline{acb}		
3	C_2^1	<i>P2</i>	<i>P121</i>	<i>P121</i>	<i>P112</i>	<i>P112</i>	<i>P211</i>	<i>P211</i>	Cell choice 1	
4	C_2^2	<i>P2₁</i>	<i>P12₁1</i>	<i>P12₁1</i>	<i>P112₁</i>	<i>P112₁</i>	<i>P2₁11</i>	<i>P2₁11</i>		Cell choice 2
5	C_2^3	<i>C2</i>	<i>C121</i> 2_1	<i>A121</i> 2_1	<i>A112</i> 2_1	<i>B112</i> 2_1	<i>B211</i> 2_1	<i>C211</i> 2_1		Cell choice 3
6	C_2^1	<i>Pm</i>	<i>P1m1</i>	<i>P1m1</i>	<i>P11m</i>	<i>P11m</i>	<i>Pm11</i>	<i>Pm11</i>	Cell choice 1 Cell choice 2 Cell choice 3	
7	C_2^2	<i>Pc</i>	<i>P1c1</i>	<i>P1a1</i>	<i>P11a</i>	<i>P11b</i>	<i>Pb11</i>	<i>Pc11</i>		
8	C_2^3	<i>Cm</i>	<i>P1a1</i>	<i>P1c1</i>	<i>P11b</i>	<i>P11a</i>	<i>Pc11</i>	<i>Pb11</i>		
9	C_2^4	<i>Cc</i>	<i>C1m1</i> <i>a</i>	<i>A1m1</i> <i>c</i>	<i>A11m</i> <i>b</i>	<i>B11m</i> <i>a</i>	<i>Bm11</i> <i>c</i>	<i>Cm11</i> <i>b</i>	<i>Cm11</i> <i>b</i>	Cell choice 1
			<i>A1m1</i> <i>c</i>	<i>C1m1</i> <i>a</i>	<i>B11m</i> <i>a</i>	<i>A11m</i> <i>b</i>	<i>Cm11</i> <i>b</i>	<i>Bm11</i> <i>c</i>	<i>Bm11</i> <i>c</i>	Cell choice 2
			<i>I1m1</i> <i>n</i>	<i>I1m1</i> <i>n</i>	<i>I11m</i> <i>n</i>	<i>I11m</i> <i>n</i>	<i>Im11</i> <i>n</i>	<i>Im11</i> <i>n</i>	<i>Im11</i> <i>n</i>	Cell choice 3
10	C_2^1	<i>Cc</i>	<i>C1c1</i> <i>n</i>	<i>A1a1</i> <i>n</i>	<i>A11a</i> <i>n</i>	<i>B11b</i> <i>n</i>	<i>Bb11</i> <i>n</i>	<i>Cc11</i> <i>n</i>	<i>Cc11</i> <i>n</i>	Cell choice 1
			<i>A1n1</i> <i>a</i>	<i>C1n1</i> <i>c</i>	<i>B11n</i> <i>b</i>	<i>A11n</i> <i>a</i>	<i>Cn11</i> <i>c</i>	<i>Bn11</i> <i>b</i>	<i>Bn11</i> <i>b</i>	Cell choice 2
			<i>I1a1</i> <i>c</i>	<i>I1c1</i> <i>a</i>	<i>I11b</i> <i>a</i>	<i>I11a</i> <i>b</i>	<i>Ic11</i> <i>b</i>	<i>Ib11</i> <i>c</i>	<i>Ib11</i> <i>c</i>	Cell choice 3
10	C_{2h}^1	<i>P2/m</i>	$P1\frac{2}{m}1$	$P1\frac{2}{m}1$	$P11\frac{2}{m}$	$P11\frac{2}{m}$	$P\frac{2}{m}11$	$P\frac{2}{m}11$		
11	C_{2h}^2	<i>P2₁/m</i>	$P1\frac{2}{m}1$	$P1\frac{2}{m}1$	$P11\frac{2}{m}$	$P11\frac{2}{m}$	$P\frac{2}{m}11$	$P\frac{2}{m}11$		

Monoclinic descriptions

	Transf.	abc	cba	abc	ba\bar{c}	abc	$\bar{a}cb$	Monoclinic axis <i>b</i> Monoclinic axis <i>c</i> Monoclinic axis <i>a</i>
HM	<i>C2/c</i>	<i>C12/c1</i> <i>A12/n1</i> <i>I12/a1</i>	<i>A12/a1</i> <i>C12/n1</i> <i>I12/c1</i>	<i>A112/a</i> <i>B112/n</i> <i>I112/b</i>	<i>B112/b</i> <i>A112/n</i> <i>I112/a</i>	<i>B2/b11</i> <i>C2/n11</i> <i>I2/c11</i>	<i>C2/c11</i> <i>B2/n11</i> <i>I2/b11</i>	Cell type 1 Cell type 2 Cell type 3

Orthorhombic descriptions

No.	HM	abc	ba\bar{c}	cab	$\bar{c}ba$	bca	a$\bar{c}b$
33	<i>Pna2₁</i>	<i>Pna2₁</i>	<i>Pbn2₁</i>	<i>P2₁nb</i>	<i>P2₁cn</i>	<i>Pc2₁n</i>	<i>Pn2₁a</i>

Bilbao Crystallographic Server

Problem: Coordinate transformations
Generators
General positions

GENPOS

The screenshot shows the Bilbao Crystallographic Server web interface for the GENPOS tool. The browser address bar shows the URL http://lcpydb.lc.ehu.es/cryst/get_gen.html. The page title is "Generators/General Positions". The main heading is "Generators and General Positions".

On the left, there is a section titled "How to select the group" with the following text: "The space groups are specified by their number as given in the *International Tables for Crystallography, Vol. A*. You can give this number, if you know it, or you can choose it from the table with the space group numbers and symbols if you click on the button [choose it]. To see the data in a non conventional setting click on [Non conventional Setting]. Otherwise, click on [Conventional Setting]."

The main form contains a text input field with the placeholder text "Please, enter the sequential number of group as given in the *International Tables for Crystallography, Vol. A* or" and a button labeled "choose it". The number "15" is entered in the input field and is circled in red. Below the input field, there are two radio buttons: "Generators only" (selected) and "All General Positions".

At the bottom of the form, there are three buttons: "Conventional Setting", "Non Conventional Setting", and "ITA Settings". A link "[Bilbao Crystallographic Server Main Menu]" is also present.

The footer of the page includes the text "Bilbao Crystallographic Server" and the URL <http://www.cryst.ehu.es>, and a contact email "For comments, please mail to cryst@wm.lc.ehu.es".

space group

Transformation
of the basis

ITA-settings
symmetry data

ITA-Settings for the Space Group 15

Note: The transformation matrices must be read by columns. P is the transformation from standard to the ITA-setting.

Example GENPOS:

$$(a, b, c)_n = (a, b, c)_s P$$

default setting $C12/c1$

$$(W, w)_{A112/a} = (P, p)^{-1} (W, w)_{C12/c1} (P, p)$$

final setting $A112/a$

ITA number	Setting	P	P ⁻¹
15	$C12/c1$	a,b,c	a,b,c
15	$A12/n1$	-a-c,b,a	c,b,-a-c
15	$I12/a1$	c,b,-a-c	-a-c,b,a
15	$A12/a1$	c,-b,a	c,-b,a
15	$C12/n1$	a,-b,-a-c	a,-b,a-c
15	$I12/c1$	-a-c,-b,c	-a-c,-b,c
15	$A112/a$	c,a,b	b,c,a
15	$B112/n$	a,-a-c,b	a,c,-a-b
15	$I112/b$	-a-c,c,b	-a-b,c,b
15	$B112/b$	a,c,-b	a,-c,b
15	$A112/n$	-a-c,a,-b	b,-c,-a-b
15	$I112/a$	c,-a-c,-b	-a-b,-c,a
15	$B2/b11$	b,c,a	c,a,b
15	$C2/n11$	b,a,-a-c	b,a,-b-c
15	$I2/c11$	b,-a-c,c	-b-c,a,c
15	$C2/c11$	-b,a,c	b,-a,c
15	$B2/n11$	-b,-a-c,a	c,-a,-b-c
15	$I2/b11$	-b,c,-a-c	-b-c,-a,b

Example GENPOS: ITA settings of C2/c(15)

The general positions of the group 15 (A 1 1 2/a)

N	Standard/Default Setting C2/c			ITA-Setting A 1 1 2/a		
	(x,y,z) form	matrix form	symmetry operation	(x,y,z) form	matrix form	symmetry operation
1	x, y, z	$\begin{pmatrix} 1 & 0 & 0 & 0 \\ 0 & 1 & 0 & 0 \\ 0 & 0 & 1 & 0 \end{pmatrix}$	1	x, y, z	$\begin{pmatrix} 1 & 0 & 0 & 0 \\ 0 & 1 & 0 & 0 \\ 0 & 0 & 1 & 0 \end{pmatrix}$	1
2	-x, y, -z+1/2	$\begin{pmatrix} -1 & 0 & 0 & 0 \\ 0 & 1 & 0 & 0 \\ 0 & 0 & -1 & 1/2 \end{pmatrix}$	2 0,y,1/4	-x+1/2, -y, z	$\begin{pmatrix} -1 & 0 & 0 & 1/2 \\ 0 & -1 & 0 & 0 \\ 0 & 0 & 1 & 0 \end{pmatrix}$	2 1/4,0,z
3	-x, -y, -z	$\begin{pmatrix} -1 & 0 & 0 & 0 \\ 0 & -1 & 0 & 0 \\ 0 & 0 & -1 & 0 \end{pmatrix}$	-1 0,0,0	-x, -y, -z	$\begin{pmatrix} -1 & 0 & 0 & 0 \\ 0 & -1 & 0 & 0 \\ 0 & 0 & -1 & 0 \end{pmatrix}$	-1 0,0,0
4	x, -y, z+1/2	$\begin{pmatrix} 1 & 0 & 0 & 0 \\ 0 & -1 & 0 & 0 \\ 0 & 0 & 1 & 1/2 \end{pmatrix}$	c x,0,z	x+1/2, y, -z	$\begin{pmatrix} 1 & 0 & 0 & 1/2 \\ 0 & 1 & 0 & 0 \\ 0 & 0 & -1 & 0 \end{pmatrix}$	a x,y,0
5	x+1/2, y+1/2, z	$\begin{pmatrix} 1 & 0 & 0 & 1/2 \\ 0 & 1 & 0 & 1/2 \\ 0 & 0 & 1 & 0 \end{pmatrix}$	t (1/2,1/2,0)	x, y+1/2, z+1/2	$\begin{pmatrix} 1 & 0 & 0 & 0 \\ 0 & 1 & 0 & 1/2 \\ 0 & 0 & 1 & 1/2 \end{pmatrix}$	t (0,1/2,1/2)
6	-x+1/2, y+1/2, -z+1/2	$\begin{pmatrix} -1 & 0 & 0 & 1/2 \\ 0 & 1 & 0 & 1/2 \\ 0 & 0 & -1 & 1/2 \end{pmatrix}$	2 (0,1/2,0) 1/4,y,1/4	-x+1/2, -y+1/2, z+1/2	$\begin{pmatrix} -1 & 0 & 0 & 1/2 \\ 0 & -1 & 0 & 1/2 \\ 0 & 0 & 1 & 1/2 \end{pmatrix}$	2 (0,0,1/2) 1/4,1/4,z
7	-x+1/2, -y+1/2, -z	$\begin{pmatrix} -1 & 0 & 0 & 1/2 \\ 0 & -1 & 0 & 1/2 \\ 0 & 0 & -1 & 0 \end{pmatrix}$	-1 1/4,1/4,0	-x, -y+1/2, -z+1/2	$\begin{pmatrix} -1 & 0 & 0 & 0 \\ 0 & -1 & 0 & 1/2 \\ 0 & 0 & -1 & 1/2 \end{pmatrix}$	-1 0,1/4,1/4
8	x+1/2, -y+1/2, z+1/2	$\begin{pmatrix} 1 & 0 & 0 & 1/2 \\ 0 & -1 & 0 & 1/2 \\ 0 & 0 & 1 & 1/2 \end{pmatrix}$	n (1/2,0,1/2) x,1/4,z	x+1/2, y+1/2, -z+1/2	$\begin{pmatrix} 1 & 0 & 0 & 1/2 \\ 0 & 1 & 0 & 1/2 \\ 0 & 0 & -1 & 1/2 \end{pmatrix}$	n (1/2,1/2,0) x,y,1/4

default setting

A 1 1 2/a setting

Bilbao Crystallographic Server

Problem: Coordinate transformations
Wyckoff positions WYCKPOS

Wyckoff Positions

space group

How to select the group

The space groups are specified by their number as given in the *International Tables for Crystallography*, Vol. A. You can give this number, if you know it, or you can choose it from the table with the space group numbers and symbols if you click on the link **choose it**.

If you are using this program in the preparation of a paper, please cite it in the following form:

Aroyo, et. al. *Zeitschrift fuer Kristallographie* (2006), 221, 1, 15-27.

Please, enter the sequential number of group as given in *International Tables for Crystallography*, Vol. A or **choose it**:

68

Standard/Default Setting

Non Conventional Setting

ITA Settings

ITA-Settings for the Space Group 68

Settings must be read by columns. **P** is the transformation of the basis

$$(a, b, c)_n = (a, b, c)_s P$$

ITA number	Setting	P	P ⁻¹
68	C c c e [origin 1]	a,b,c	a,b,c
68	A e a a [origin 1]	c,a,b	b,c,a
68	B b e b [origin 1]	b,c,a	c,a,b
68	C c c e [origin 2]	a,b,c	a,b,c
68	A e a a [origin 2]	c,a,b	b,c,a
68	B b e b [origin 2]	b,c,a	c,a,b

Transformation of the basis

ITA settings

Consider the space group $P2_1/c$ (No. 14). Show that the relation between the *General* and *Special* position data of $P112_1/a$ (setting *unique axis c*) can be obtained from the data $P12_1/c1$ (setting *unique axis b*) applying the transformation $(\mathbf{a}', \mathbf{b}', \mathbf{c}')_{\mathbf{c}} = (\mathbf{a}, \mathbf{b}, \mathbf{c})_{\mathbf{b}} \mathbf{P}$, with $\mathbf{P} = \mathbf{c}, \mathbf{a}, \mathbf{b}$.

Use the retrieval tools GENPOS (generators and general positions) and WYCKPOS (Wyckoff positions) for accessing the space-group data. Get the data on general and special positions in different settings either by specifying transformation matrices to new bases, or by selecting one of the 530 settings of the monoclinic and orthorhombic groups listed in *ITA*.

Use the retrieval tools GENPOS or *Generators and General positions*, WYCKPOS (or *Wyckoff positions*) for accessing the space-group data on the *Bilbao Crystallographic Server* or *Symmetry Database* server. Get the data on general and special positions in different settings either by specifying transformation matrices to new bases, or by selecting one of the 530 settings of the monoclinic and orthorhombic groups listed in ITA.

Consider the General position data of the space group $Im\bar{3}m$ (No. 229). Using the option *Non-conventional setting* obtain the matrix-column pairs of the symmetry operations with respect to a primitive basis, applying the transformation $(\mathbf{a}', \mathbf{b}', \mathbf{c}') = 1/2(-\mathbf{a} + \mathbf{b} + \mathbf{c}, \mathbf{a} - \mathbf{b} + \mathbf{c}, \mathbf{a} + \mathbf{b} - \mathbf{c})$

METRIC TENSOR

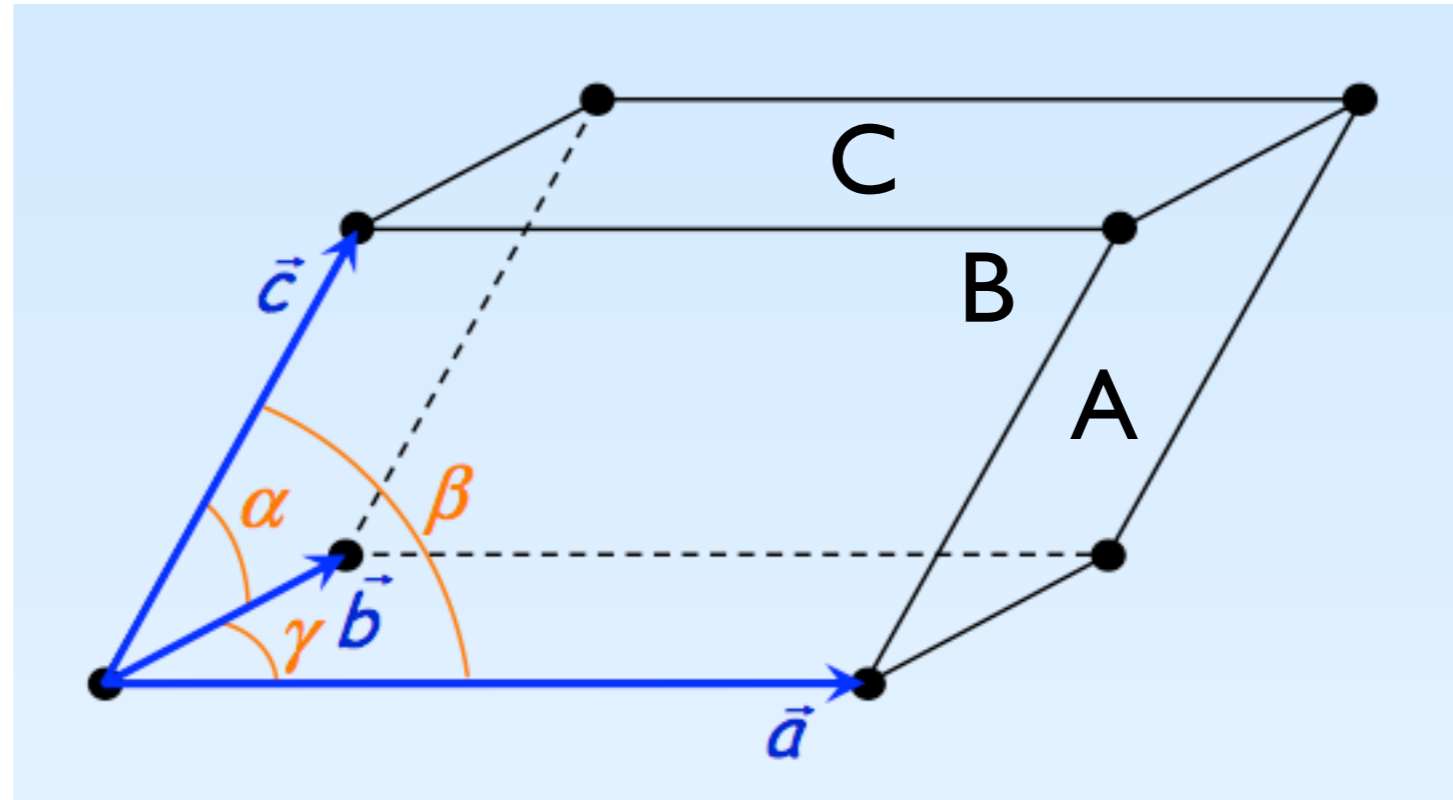
3D-unit cell and lattice parameters

lattice basis:
 $\{\mathbf{a}, \mathbf{b}, \mathbf{c}\}$

unit cell:
the parallelepiped
defined by the
basis vectors

primitive P and
centred unit cells:
A, B, C, F, I, R

number of
lattice points
per unit cell



Lattice parameters

lengths of the
unit translations:

a

b

c

angles between them:

$$\alpha = \widehat{(\vec{b}, \vec{c})}$$

$$\beta = \widehat{(\vec{c}, \vec{a})}$$

$$\gamma = \widehat{(\vec{a}, \vec{b})}$$

Lattice parameters (3D)

An alternative way to define the metric properties of a lattice \mathbf{L}

Given a lattice \mathbf{L} of \mathbf{V}^3 with a lattice basis: $\{\mathbf{a}_1, \mathbf{a}_2, \mathbf{a}_3\}$

Definition (D 1.5.3) The quantities

$$a_1 = |\mathbf{a}_1| = +\sqrt{(\mathbf{a}_1, \mathbf{a}_1)}, \quad a_2 = |\mathbf{a}_2| = +\sqrt{(\mathbf{a}_2, \mathbf{a}_2)},$$

$$a_3 = |\mathbf{a}_3| = +\sqrt{(\mathbf{a}_3, \mathbf{a}_3)},$$

$$\alpha_1 = \arccos(|\mathbf{a}_2|^{-1}|\mathbf{a}_3|^{-1}(\mathbf{a}_2, \mathbf{a}_3)), \quad \alpha_2 = \arccos(|\mathbf{a}_3|^{-1}|\mathbf{a}_1|^{-1}(\mathbf{a}_3, \mathbf{a}_1)),$$

$$\text{and } \alpha_3 = \arccos(|\mathbf{a}_1|^{-1}|\mathbf{a}_2|^{-1}(\mathbf{a}_1, \mathbf{a}_2))$$

are called the *lattice parameters* of the lattice.

Remark: **the lengths** of basis vectors are measured in

$$nm \ (1nm=10^{-9} \text{ m}) \quad \text{\AA} \ (1\text{\AA}=10^{-10} \text{ m}) \quad \mu m \ (1\mu m=10^{-12} \text{ m})$$

Metric tensor \mathbf{G} in terms of lattice parameters

$$\mathbf{G} = \begin{pmatrix} \mathbf{a} \cdot \mathbf{a} & \mathbf{a} \cdot \mathbf{b} & \mathbf{a} \cdot \mathbf{c} \\ \mathbf{b} \cdot \mathbf{a} & \mathbf{b} \cdot \mathbf{b} & \mathbf{b} \cdot \mathbf{c} \\ \mathbf{c} \cdot \mathbf{a} & \mathbf{c} \cdot \mathbf{b} & \mathbf{c} \cdot \mathbf{c} \end{pmatrix}, \quad \mathbf{G} = \begin{pmatrix} a^2 & ab \cos \gamma & ac \cos \beta \\ ab \cos \gamma & b^2 & bc \cos \alpha \\ ac \cos \beta & bc \cos \alpha & c^2 \end{pmatrix}$$

METRIC TENSOR (FUNDAMENTAL MATRIX)

Given a lattice \mathbf{L} of \mathbf{V}^3 with a lattice basis: $\{\mathbf{a}_1, \mathbf{a}_2, \mathbf{a}_3\}$

The lattice \mathbf{L} inherits the metric properties of the Euclidean space and they are conveniently expressed with respect to a lattice basis (right-handed coordinate system)

Metric tensor \mathbf{G} of \mathbf{L}

$$\mathbf{G} = \{\mathbf{a}_1, \mathbf{a}_2, \mathbf{a}_3\}^T \cdot \{\mathbf{a}_1, \mathbf{a}_2, \mathbf{a}_3\} = \begin{array}{|c|} \hline \mathbf{a}_1 \\ \hline \mathbf{a}_2 \\ \hline \mathbf{a}_3 \\ \hline \end{array} \cdot \{\mathbf{a}_1, \mathbf{a}_2, \mathbf{a}_3\} = \begin{array}{|c|c|c|} \hline G_{11} & G_{12} & G_{13} \\ \hline G_{21} & G_{22} & G_{23} \\ \hline G_{31} & G_{32} & G_{33} \\ \hline \end{array}$$

Metric tensor \mathbf{G} is symmetric: $G_{ik} = G_{ki}$ $G_{ik} = (\mathbf{a}_i, \mathbf{a}_k) = a_i a_k \cos \alpha_j$

Scalar product of arbitrary vectors: $(\mathbf{r}, \mathbf{t}) = \mathbf{r}^T \mathbf{G} \mathbf{t}$

Transformation properties of \mathbf{G} under basis transformation

$$\{\mathbf{a}'_1, \mathbf{a}'_2, \mathbf{a}'_3\} = \{\mathbf{a}_1, \mathbf{a}_2, \mathbf{a}_3\} \mathbf{P}$$

$$\mathbf{G}' = \{\mathbf{a}'_1, \mathbf{a}'_2, \mathbf{a}'_3\}^T \cdot \{\mathbf{a}'_1, \mathbf{a}'_2, \mathbf{a}'_3\} = \mathbf{P}^T \{\mathbf{a}_1, \mathbf{a}_2, \mathbf{a}_3\}^T \cdot \{\mathbf{a}_1, \mathbf{a}_2, \mathbf{a}_3\} \mathbf{P}$$

$$\mathbf{G}' = \mathbf{P}^T \mathbf{G} \mathbf{P}$$

Crystallographic calculations: Volume of the unit cell

The volume V of the unit cell of a crystal structure, *i. e.* the body containing all points with coordinates $0 \leq x_1, x_2, x_3 < 1$, can be calculated by the formula

$$\det(\mathbf{G}) = V^2.$$

In the general case one obtains

$$V^2 = \begin{vmatrix} G_{11} & G_{12} & G_{13} \\ G_{21} & G_{22} & G_{23} \\ G_{31} & G_{32} & G_{33} \end{vmatrix} = \\ = a^2 b^2 c^2 (1 - \cos^2 \alpha - \cos^2 \beta - \cos^2 \gamma + 2 \cos \alpha \cos \beta \cos \gamma).$$

Volume of the unit cell in terms of lattice parameters (Buerger, 1941)

Basis vectors with respect to Cartesian basis

$$\left\{ \begin{array}{l} \mathbf{a} = \mathbf{i}a_x + \mathbf{j}a_y + \mathbf{k}a_z, \\ \mathbf{b} = \mathbf{i}b_x + \mathbf{j}b_y + \mathbf{k}b_z, \\ \mathbf{c} = \mathbf{i}c_x + \mathbf{j}c_y + \mathbf{k}c_z, \end{array} \right. \longrightarrow V = \mathbf{a} \cdot (\mathbf{b} \times \mathbf{c}) = \begin{vmatrix} a_x & a_y & a_z \\ b_x & b_y & b_z \\ c_x & c_y & c_z \end{vmatrix}$$

$$\det(\mathbf{A}) = \det(\mathbf{A}^T)$$

$$\begin{aligned} V^2 &= \begin{vmatrix} a_x & a_y & a_z \\ b_x & b_y & b_z \\ c_x & c_y & c_z \end{vmatrix} \begin{vmatrix} a_x & b_x & c_x \\ a_y & b_y & c_y \\ a_z & b_z & c_z \end{vmatrix} = \begin{vmatrix} \mathbf{a} \cdot \mathbf{a} & \mathbf{a} \cdot \mathbf{b} & \mathbf{a} \cdot \mathbf{c} \\ \mathbf{b} \cdot \mathbf{a} & \mathbf{b} \cdot \mathbf{b} & \mathbf{b} \cdot \mathbf{c} \\ \mathbf{c} \cdot \mathbf{a} & \mathbf{c} \cdot \mathbf{b} & \mathbf{c} \cdot \mathbf{c} \end{vmatrix} = \det(\mathbf{G}) \\ &= \begin{vmatrix} a^2 & ab \cos \gamma & ac \cos \beta \\ ba \cos \gamma & b^2 & bc \cos \alpha \\ ca \cos \beta & cb \cos \alpha & c^2 \end{vmatrix} \end{aligned}$$

$$V = abc(1 - \cos^2 \alpha - \cos^2 \beta - \cos^2 \gamma + 2 \cos \alpha \cos \beta \cos \gamma)^{1/2}$$

EXERCISE (Problem 2.20)

Write down the metric tensors of the seven crystal systems in parametric form using the general expressions for their lattice parameters. For each of the cases, express the volume of the unit cell as a function of the lattice parameters.

For example:

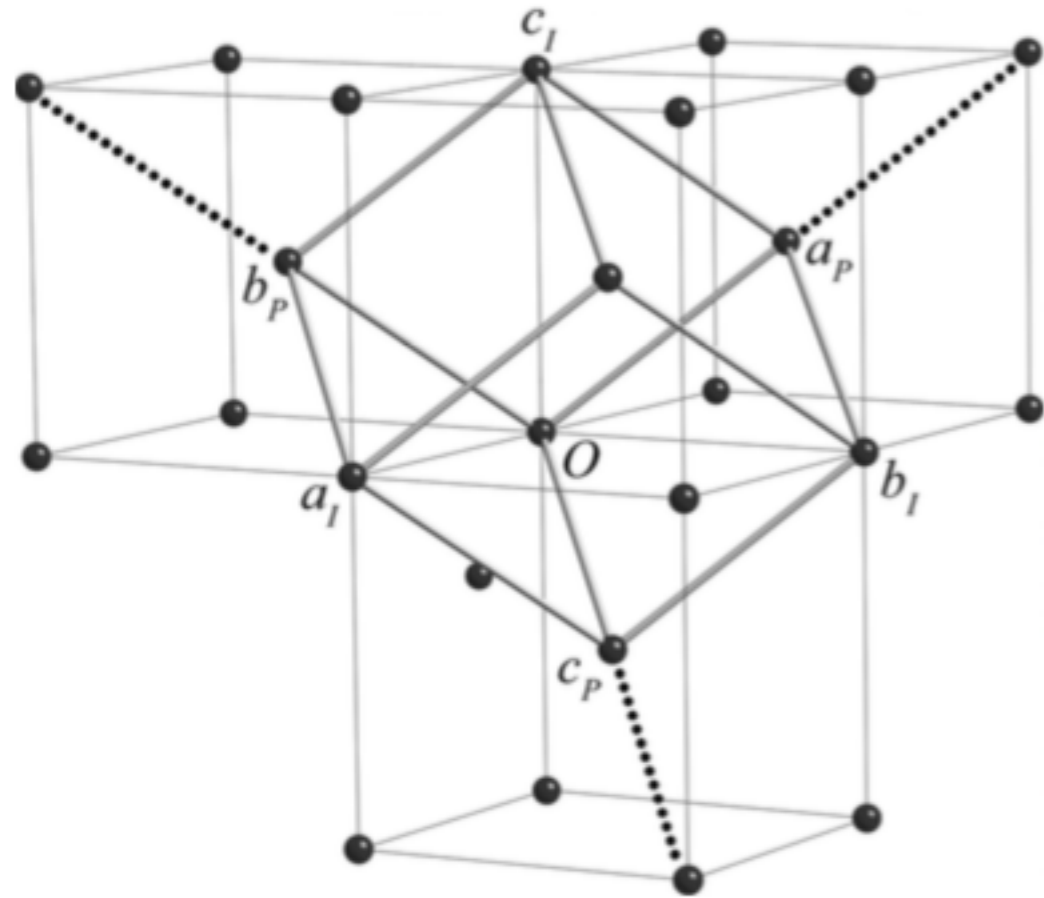
tetragonal crystal system: $a=b, c, \alpha=\beta=\gamma=90$

$$\mathbf{G} = \begin{array}{|c|c|c|} \hline a^2 & 0 & 0 \\ \hline 0 & a^2 & 0 \\ \hline 0 & 0 & c^2 \\ \hline \end{array}$$

$$\mathbf{V}=?$$

EXERCISES

Problem 2.21



A body-centred cubic lattice (cc) has as its conventional basis the conventional basis $(\mathbf{a}_P, \mathbf{b}_P, \mathbf{c}_P)$ of a primitive cubic lattice, but the lattice also contains the centring vector $1/2\mathbf{a}_P + 1/2\mathbf{b}_P + 1/2\mathbf{c}_P$ which points to the centre of the conventional cell.

Calculate the coefficients of the metric tensor for the body-centred cubic lattice: (i) for the conventional basis $(\mathbf{a}_P, \mathbf{b}_P, \mathbf{c}_P)$;

(ii) for the primitive basis:

$$\mathbf{a}_I = 1/2(-\mathbf{a}_P + \mathbf{b}_P + \mathbf{c}_P), \quad \mathbf{b}_I = 1/2(\mathbf{a}_P - \mathbf{b}_P + \mathbf{c}_P), \quad \mathbf{c}_I = 1/2(\mathbf{a}_P + \mathbf{b}_P - \mathbf{c}_P)$$

(iii) determine the lattice parameters of the primitive cell if $a_P = 4 \text{ \AA}$

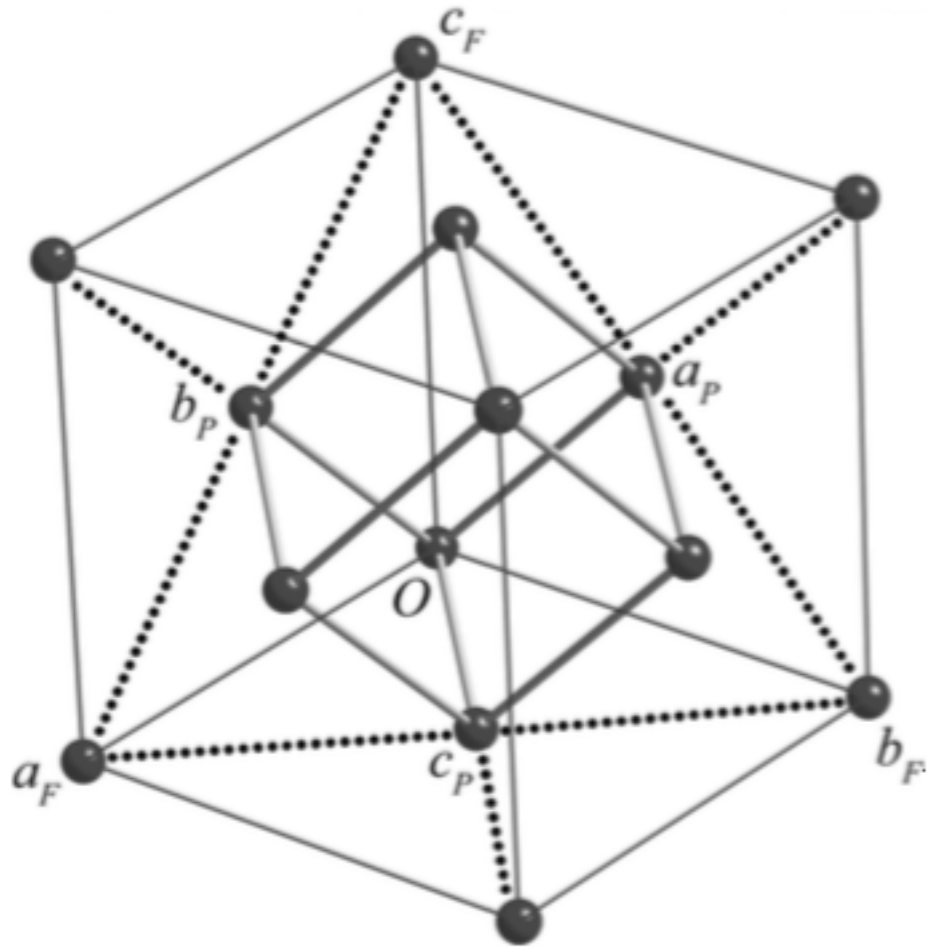
Hint

metric tensor
transformation

$$\mathbf{G}' = \mathbf{P}^t \mathbf{G} \mathbf{P}$$

EXERCISES

Problem 2.22



A face-centred cubic lattice (cF) has as its conventional basis the conventional basis $(\mathbf{a}_P, \mathbf{b}_P, \mathbf{c}_P)$ of a primitive cubic lattice, but the lattice also contains the centring vectors $1/2\mathbf{b}_P + 1/2\mathbf{c}_P$, $1/2\mathbf{a}_P + 1/2\mathbf{c}_P$, $1/2\mathbf{a}_P + 1/2\mathbf{b}_P$, which point to the centres of the faces of the conventional cell.

Calculate the coefficients of the metric tensor for the face-centred cubic lattice:

- (i) for the conventional basis $(\mathbf{a}_P, \mathbf{b}_P, \mathbf{c}_P)$;
- (ii) for the primitive basis:

$$\mathbf{a}_F = 1/2(\mathbf{b}_P + \mathbf{c}_P), \quad \mathbf{b}_F = 1/2(\mathbf{a}_P + \mathbf{c}_P), \quad \mathbf{c}_F = 1/2(\mathbf{a}_P + \mathbf{b}_P)$$

- (iii) determine the lattice parameters of the primitive cell if $a_P = 4 \text{ \AA}$